



MINUTES

Ordinary Meeting of Council

Held Thursday 21 May 2026 at 6:00pm

Shire of Brookton Council Chambers

14 White Street, Brookton


These minutes were confirmed by Council as a true and correct record of proceedings by the Ordinary Council Meeting held on / /

Presiding Member:.....**Date:**

Disclaimer

Please read the following important disclaimer before proceeding:

Statements or decision made at this meeting should not be relied or acted on by any applicant or any other person until they have received written notification from the Shire. Notice of all approvals, include planning and building approvals, will be given to applicants in writing. The Shire of Brookton expressly disclaims liability for any loss or damages suffered by a person who relies or acts on statements or decisions made at a Council or Committee meeting before receiving written notification from the Shire.



Living Values

Collaborate

We will be supportive, applaud courage, celebrate success for us and the community. We will adapt to new circumstances, apply curiosity and share new things.

I will

- listen hard, speak less, and ask questions for understanding and clarity.
- share ideas, remind my colleagues of our work goals and demonstrate my leadership behaviours. acknowledge when things are going well and when we are facing difficulties.
- seek ways of working together and recognise when we succeed in our work.
- Compliment others when they are courageous and speak up.

We will grow our knowledge and experience and have pride in ourselves, our efforts and community.

I will

- seek and accept new ways of doing things.
- research and share newfound skills and knowledge.
- ask for assistance and input when I'm not sure.

Learn

Integrity

We will demonstrate honest and open behaviour at all times. Our communications will be respectful, with empathy and be fully accountable for our own actions.

I will

- communicate honestly with colleagues and respect their views.
- actively contribute to a culture of trust and openness in the Shire.
- be brave and speak up when things are not right.
- offer my colleagues support regardless of their background, role or experience.

We will meet the many challenges, identify and apply solutions and lean on our colleagues.

I will

- be sure to include and engage with my workmates in a positive and constructive manner.
- look after myself, be mindful of my self-esteem and that of others.
- maintain a 'can-do' approach and seek support from others. be aware that my behaviour may impact on others and reduce their confidence.
- know my strengths and aware of my weaknesses.

Resilient

TABLE OF CONTENTS

1.05.26	DECLARATION OF OPENING/ANNOUNCEMENT OF VISITORS	5
2.05.26	RECORD OF ATTENDANCE/APOLOGIES/APPROVED LEAVE OF ABSENCE.....	5
3.05.26	USE OF COMMON SEAL.....	6
4.05.26	DELEGATED AUTHORITY – ACTIONS PERFORMED.....	6
5.05.26	RESPONSE TO PREVIOUS PUBLIC QUESTIONS TAKEN ON NOTICE.....	6
5.05.26.01	RESPONSE TO PUBLIC QUESTION TAKEN ON NOTICE – ANNUAL MAINTENANCE	6
6.05.26	PUBLIC QUESTION TIME.....	7
6.05.26.01	REFUSE SITE	7
6.05.26.02	REFUSE SITE	8
6.05.26.03	REFUSE SITE.....	8
6.05.26.04	MEMORIAL HALL	8
6.05.26.05	STRAYING CATTLE.....	8
6.05.26.06	STRAYING CATTLE - LEGAL ADVICE	9
6.05.26.06	LIST OF PAYMENTS.....	9
7.05.26	APPLICATIONS FOR LEAVE OF ABSENCE.....	9
8.05.26	PETITIONS/DEPUTATIONS/PRESENTATIONS.....	9
8.05.26.01	MR BRIAN SEALE – SOUTHERN WHEATBELT DISTRICT HEALTH ADVISORY COUNCIL	9
9.05.26	CONFIRMATION OF MINUTES OF PREVIOUS MEETINGS.....	11
9.05.26.01	ORDINARY MEETING OF COUNCIL – 16 APRIL 2026	11
10.05.26	ANNOUNCEMENTS BY THE PRESIDING MEMBER WITHOUT DISCUSSION	11
11.05.26	DISCLOSURE OF INTERESTS	11
12.05.26	TECHNICAL & DEVELOPMENT SERVICES REPORTS.....	12
13.05.26	COMMUNITY SERVICES REPORTS.....	12
13.05.26.01	INTERCONNECTING WHEATBELT RAIL TRAILS	12
14.05.26	CORPORATE SERVICES REPORTS	46
14.05.26.01	LIST OF PAYMENTS – 30 APRIL 2026.....	46
14.05.26.02	STATEMENT OF FINANCIAL ACTIVITY FOR THE PERIOD ENDED 30 APRIL 2026.....	62
14.05.26.03	REPLACEMENT PROGRAMS.....	93
14.05.26.04	COMMUNITY CHEST FUNDING APPLICATION – EQUIPMENT PURCHASE – BROOKTON PINGELLY FOOTBALL CLUB INC.....	104
14.05.26.05	COMMUNITY CHEST FUNDING APPLICATION – ANNUAL COMMUNITY FUNDING – BROOKTON & DISTRICTS HISTORICAL SOCIETY	114
15.05.26	GOVERNANCE REPORTS.....	128
15.05.26.01	PROPOSED SHIRE OF BROOKTON PARKING LOCAL LAW	128
15.05.26.02	PROPOSED BUSH FIRE BRIGADE LOCAL LAWS.....	156
15.05.26.03	FREEDOM OF INFORMATION STATEMENT – REVIEW 2026	171
15.05.26.04	RFQ 16/2025 MAJOR REVIEW OF THE STRATEGIC COMMUNITY PLAN AND CORPORATE BUSINESS PLAN	185
16.05.26	ELECTED MEMBERS MOTIONS OF WHICH PREVIOUS NOTICE HAS BEEN GIVEN	191
17.05.26	NEW BUSINESS OF AN URGENT NATURE INTRODUCED BY DECISION OF MEETING	191

18.05.26 CONFIDENTIAL REPORTS.....	191
18.05.26.01 RENEWAL OF CHIEF EXECUTIVE OFFICER EMPLOYMENT CONTRACT	192
18.05.26.02 APPOINTMENT OF MANAGER CORPORATE AND COMMUNITY – EMPLOYMENT CONTRACT	193
19.05.26 NEXT MEETING & CLOSURE.....	194

1.05.26 DECLARATION OF OPENING/ANNOUNCEMENT OF VISITORS

The Shire President, Cr Rod Wallis, declared the meeting open at 6:00pm.

On behalf of Council, I would like to acknowledge that this meeting is being held on the traditional lands of the Nyoongar People and pay respect to all Elders, past, present, and emerging. I wish to acknowledge and respect local people's continuing culture and the contribution they make to Country and its life.

Recording of proceedings

In accordance with Regulation 14I Local Government (Administration) Regulations this meeting is being recorded. Recordings will be available on the Shire's website.

By being present at this meeting, members of the public consent to the possibility that their voice will be recorded.

2.05.26 RECORD OF ATTENDANCE/APOLOGIES/APPROVED LEAVE OF ABSENCE

Elected Members (Voting)

Cr RJ Wallis	President
Cr L McCabe	Deputy President
Cr BJ Copping	
Cr G Crouch	
Cr PL Harben	
Cr KA Toop	

Staff (Non-Voting)

Gary Sherry	Chief Executive Officer
Kevin D'Alton	Acting Manager Infrastructure Works
Sandie Spencer	Executive Governance Officer

Apologies

Nil.

Leave of Absence

Nil.

Members of the Public

Mr Brian Seale	Southern Wheatbelt District Health Advisory Council
Mr Ashley Hobbs	
Mr Harold Bell	
Mrs Katrina Crute	
Mr Carlo Andretta	
Mr Guy Teede	
Ms Kay Clarke	

3.05.26 USE OF COMMON SEAL

The Table below details the Use of Common Seal under delegated authority.

Use of Common Seal Register		
File Ref:	Purpose	Date Granted
A759	Management Licence for use of Reserve 50860, Lot 502 Great Southern Highway, Brookton. Between Shire of Brookton and Brookton Country Club	7/5/26

4.05.26 DELEGATED AUTHORITY – ACTIONS PERFORMED

The tables below detail the actions of Council performed under delegated authority.

Shire of Brookton, Delegation Register, 1.41 Building Matters – Permits, Certificates & Orders

BUILDING			
Permit No.	Lot & Street	Type of Building Work	Date Granted
Nil			

Shire of Brookton, Delegation Register, 1.37 Specific Provisions under the Town Planning Scheme No. 4.

PLANNING				
File Ref	Application Ref	Subject Land (Inc. Scheme No.)	Purpose	Date Granted
Nil				

5.05.26 RESPONSE TO PREVIOUS PUBLIC QUESTIONS TAKEN ON NOTICE

Regulation 11 of the Local Government (Administration) Regulations 1996 requires that a summary of each public question asked and the response given is included in Council Minutes. Questions Taken on Notice at one Council meeting will be researched and a written response provided to the questioner, assuming that Council has their contact information. These responses to questions taken on notice will be included in minutes of the following Meeting.

5.05.26.01 RESPONSE TO PUBLIC QUESTION TAKEN ON NOTICE – ANNUAL MAINTENANCE

Mrs Judy Sudholz asked a public question at the Ordinary Council Meeting held on 16 April 2026, that was taken on notice. Mrs Sudholz, asked what the Shire of Brookton annual budget was for maintenance for the building the Our Craft Collective Inc (OCC) lease?

In response, Chief Executive Officer Mr Gary Sherry advised that at present, the Shire is unable to provide a definitive annual maintenance budget specifically attributable to the premises leased by Our Craft Collective Inc.

This failure is due to historical accounting and cost allocation practices that do not accurately separate expenditure between the various community buildings occupied by Our Craft Collective Inc (OCC), Brookton Mens Shed Inc (BMS) and Brookton Community Inc (BCI).

The difficulty in providing a precise figure arises because:

- Historical cost centre naming conventions have not kept pace with changes in building occupancy and management arrangements;
- Cost centres currently reflect a mixture of group names and building names, which has created inconsistencies in cost allocation;
- BMS has changed buildings and some expenditure has been allocated to premises occupied by the OCC rather than BMS,
- BCI no longer leases the former Bowling Club premises and some expenditure for BCI premises has been allocated to premises used by OCC; and
- Some costs associated with the old tennis club buildings are not currently allocated to BCI.

A manual review of expenditure to date for the 2025/2026 financial has identified the following estimated annual costs across the shared facilities:

• Shared utilities:	\$1,429.06
• OCC-specific costs:	\$3,603.23
• BMS-specific costs:	\$395.42
• BCI/Community Garden costs:	\$1,141.76
• Shared grounds maintenance by Shire Employees:	\$1,092.56
Total estimated annual expenditure:	\$7,662.03

This expenditure is broadly comprised of:

• Utilities:	\$1,429.06
• Insurance:	\$1,882.69
• Building maintenance:	\$3,257.72
• Garden maintenance:	\$1,092.56

Based on this manual assessment, the estimated annual expenditure attributable to the OCC premises is approximately \$3,603.23, noting this figure is an estimate only and does not include waste collection costs.

Waste collection costs are not currently allocated to these properties, however this will be addressed in future budgeting processes. Had these costs been allocated this financial year, an additional \$422 per building would have applied.

The Shire is about to review these cost centre structures to ensure future expenditure can be more accurately attributed to individual community facilities.

6.05.26 PUBLIC QUESTION TIME

6.05.26.01 REFUSE SITE

Mr Harold Bell asked, what are the reasonings to the changes to the refuse site and if there was any study or due diligence done by Council before the changes?

Chief Executive Officer Mr Gary Sherry explained that the changes to the refuse site will allow Council to keep pace with regulatory changes and achieve compliance requirements. The previous contractor was experiencing difficulties maintaining compliance with various conditions of the refuse site's works approval. Following discussions, both parties mutually agreed to part ways.

This decision was not based on any formal study; however, the Shire is currently investigating the use of the tip to maximise outcomes while minimising costs.

The former contractor's employee was able to offer flexible opening arrangements for community members. Under the new arrangement, with a Shire employee managing the site, operating hours will be fixed and less flexible.

6.05.26.02 REFUSE SITE

Mr Harold Bell, asked if there has money been allocated to the Shire for a study and will that study include contracts other than the Shire operating the facility?

Chief Executive Officer Mr Gary Sherry explained that the Shire is investigating the current use of the tip to maximise outcomes and assess the cost-benefit of its operation. He advised that the review would consider the management of the facility and explore options for future operations.

6.05.26.03 REFUSE SITE

Mr Harold Bell, asked has or will the previous contractor set aside any moneys for rehabilitation of the site and how long is it expected the site to be viable for use?

Chief Executive Officer Mr Gary Sherry explained that this is not a requirement placed on the contractor, but rather a requirement of Council. Mr Sherry stated that Council maintains a waste management reserve and will continue to do so to provide for the eventual expense of closing and rehabilitating the site.

Councillors and auditors take great interest in this future expense of Council, to meet the environmental standards that will be required.

Council will continue to review waste management operations, including the types of waste received, and consider alternative avenues to reduce waste, for example increase recycling opportunities.

6.05.26.04 MEMORIAL HALL

Mrs Katrina Crute noted that the latest Federal Budget includes Building Better Regions funding for the coming financial year and asked whether it is Council's intention to continue its commitment to the community by completing the restoration of the Town Hall and activating the space through this funding.

President, Cr Rod Wallis confirmed that it is Council's intention to submit an application to this funding source for to restore the Brookton Town Hall.

6.05.26.05 STRAYING CATTLE

Mr Ashley Hobbs again raised concerns regarding roaming cattle in and around his property and asked whether the Shire has a plan in place, including contacting every owner, and whether there is an estimate of the number of cattle involved.

Chief Executive Officer, Mr Gary Sherry, responded that where cattle are located on private property, the Shire requires the landowner's permission to enter the property. He noted that he understood one property owner had already shot some of the cattle.

Mr Sherry advised that discussions had also taken place with other individuals interested in undertaking shooting activities on private property, and that those individuals intended to contact landowners directly, without direct involvement from the Shire. Mr Sherry noted that if Council undertook the shooting of the straying cattle the responsibility for disposal of the animals would also fall to the Shire once the cattle had been shot. This also posed expensive logistical challenges, although the Shire was prepared to undertake that responsibility if required.

6.05.26.06 STRAYING CATTLE - LEGAL ADVICE

Cr Peta Harben asked about the legal advice obtained by Council in relation to the straying cattle.

Mr Gary Sherry explained that the legal advice addressed the implications for the Shire if it were to destroy the animals, as well as the implications if a local shooter were to manage the matter privately by contacting landowners directly and offering assistance. He was of the understanding that the local shoots were contacting landowners.

6.05.26.06 LIST OF PAYMENTS

Mr Guy Teede, noticed in the accounts there was a payment to Afgri for wiper and motor repairs for \$2,600, and did they come up from Narrogin to do that. It seems like a lot of money.

President Cr Wallis took the question on notice.

7.05.26 APPLICATIONS FOR LEAVE OF ABSENCE

Nil.

8.05.26 PETITIONS/DEPUTATIONS/PRESENTATIONS

8.05.26.01 MR BRIAN SEALE – SOUTHERN WHEATBELT DISTRICT HEALTH ADVISORY COUNCIL

Mr Brian Seale will make a presentation regarding the purpose and function of the Southern Wheatbelt District Hospital Advisory Committee's role and how best the committee can serve your Shire.

The Committee are seeking representatives from local government to be involved in the committee, though not necessarily an elected member, where some members attend by Zoom for the meetings which generally take an hour or so.

Background

District Health Advisory Councils (DHACs) have been established by the WA Country Health Service (WACHS) across WA to learn from and improve the health care experiences of our communities.

DHACs are groups of community members passionate about supporting their local health services. These groups provide information, ideas, and advice to ensure that services can meet the needs and preferences of the people who use them.

DHAC members:

- Attend meetings: By coming to meetings with WACHS staff, DHACs offer an important perspective of someone who uses, or whose family uses, WACHS services.
- Provide advice: The advice from the people who use WACHS services is invaluable. This is why DHACs are so important as they help develop and deliver the best possible care for communities.
- Share their ideas: WACHS are always looking for new and innovative ways of doing business. DHACs consistently give great ideas about how things can be done better.
- Ask questions: It's important that DHACs get the chance to ask questions about care and services. Sometimes the questions from DHACs are things WACHS have not thought of.
- Consult with WACHS on projects: Consultation with community and consumers is key to developing and delivering the best possible care. DHACs are critical to the process of healthcare design.
- Contribute to health directions and strategy: DHACs help WACHS design the strategies that guide the delivery of healthcare. Healthcare is safer and better when consumers are involved.

The Chair of each DHAC is represented on a WACHS forum which meet face-to-face at least once a year to examine and discuss issues across rural and remote communities from a consumer and community perspective.

Mr Brian Seale made his presentation.

9.05.26 CONFIRMATION OF MINUTES OF PREVIOUS MEETINGS**9.05.26.01 ORDINARY MEETING OF COUNCIL – 16 APRIL 2026****OCM 05.26-01****COUNCIL RESOLUTION**

MOVED Cr McCabe SECONDED Cr Copping

That the minutes of the Ordinary Meeting of Council held in the Shire of Brookton Council Chambers, on 16th April 2026, be confirmed as a true and correct record of the proceedings.

CARRIED BY SIMPLE MAJORITY VOTE 6/0

**For: Cr Wallis, Cr McCabe, Cr Crouch, Cr Copping, Cr Harben, Cr Toop
Against: Nil.**

10.05.26 ANNOUNCEMENTS BY THE PRESIDING MEMBER WITHOUT DISCUSSION

Nil.

11.05.26 DISCLOSURE OF INTERESTS

Members and Officers to declare Financial, Proximity or Impartiality Interests & submit forms to the Chief Executive Officer at the commencement of the meeting and prior to the item.

Item No.	Members	Type of Interest	Nature of Interest
14.05.26.04	Mr Gary Sherry	Impartial	I am a committee member of the Brookton Pingelly Football Club.
18.05.26.01	Mr Gary Sherry	Financial	I am the employee whose employment contract is being reviewed.

12.05.26 TECHNICAL & DEVELOPMENT SERVICES REPORTS

Nil.

13.05.26 COMMUNITY SERVICES REPORTS**13.05.26.01 INTERCONNECTING WHEATBELT RAIL TRAILS**

File No:	PLA008
Date of Meeting:	21 May 2026
Location/Address:	Shires of Beverley, Brookton, Pingelly, Cuballing and Narrogin
Name of Applicant:	N/A
Name of Owner:	N/A
Author/s:	Jessika Ashworth – Community Development Officer
Authorising Officer:	Gary Sherry – Chief Executive Officer
Declaration of Interest:	The author and authorising officer do not have an interest in this item
Voting Requirements:	Simple Majority
Previous Report:	Nil

Summary of Report:

Council is to consider endorsing the Beverley–Narrogin Transport Trail – Volume 1: Strategic Plan; Beverley–Narrogin Transport Trail–Volume 2: Feasibility Study; and Interconnecting Wheatbelt Rail Trails concept and advocate to the State Government for funding to progress the 250+ km regional cycling and walking network.

Description of Proposal:

Council has now received the:

- Beverley–Narrogin Transport Trail – Volume 1: Strategic Plan; Beverley–Narrogin Transport Trail – included as Attachment under a separate cover 13.05.26.01A.
- Beverley–Narrogin Transport Trail –Volume 2: Feasibility Study - included as Attachment under a separate cover 13.05.26.01B; and
- Interconnecting Wheatbelt Rail Trails Report – included as Attachment 13.05.26.01C; and
- Infographic – Interconnecting Wheatbelt Rail Trails – included as Attachment 13.05.26.01D.

The Feasibility Study confirms there is a viable route for both trails.

The Green Route will be constructed primarily on road reserves alongside the railway reserve, with over 81 km of new trail required as ARC Infrastructure’s rail maintenance track is not currently available for shared recreational use.

The Orange Route requires no new construction – only directional signage at intersections along existing country roads. The Study identifies the key engineering challenges on the Green Route as watercourse crossings (including two 10 m bridges over the Hotham River in the Pingelly section), seasonal inundation requiring boardwalk sections, and the need to cross the Great Southern Highway at multiple locations using existing controlled crossings.

Under conservative assumptions, the Feasibility Study projects approximately 12,645 users per year, injecting an estimated \$1,798,850 annually into local economies across the five shire towns. Local use alone is estimated at 7,285 residents per year.

The Study identifies the trail's key markets as gravel riders, bike packers, the 'cruiser' family market, and walkers, with the trail particularly well-positioned given the growing popularity of e-bikes and the lack of comparable long-distance cycling infrastructure in the Wheatbelt.

The Beverley–Narrogin trail forms a strategic link in the regional trails network, connecting directly to proposed trails to the north (York–Northam via the Avon Central Coast 2050 Cycling Strategy) and to the south (Narrogin–Williams Rail Trail and the Darkan–Williams Rail Trail, which in turn connects to the existing Collie–Darkan Rail Trail).

The Broadview Consult report consolidates these connections into a unified investment case for State Government, estimating the full interconnected network at approximately \$20M capital and projecting \$6.3M per year in annual revenue across nine shires. Endorsement of the trail concept and advocacy to the State Government represents the next logical step in progressing this initiative.

The articulation of the strategic vision that create a long loop trail from Mundaring, near Perth provides a solid argument for funding. The concept of long trails originating in Perth has been demonstrated by the success of the Mundi Biddi and Bibbulmun Track.

Background:

The Shires of Beverley, Brookton, Pingelly, Cuballing and Narrogin jointly applied and were successful for the WA Bicycle Network Grants Program to develop the Beverley–Narrogin Transport Trail Feasibility Study. This project was led by the Shire of Pingelly and was facilitated by consultants Mike Haliburton Associates and Transplan Pty Ltd. Representatives of each local government formed a project team to progress the project.

The Feasibility Study found the project to be technically feasible and recommended it be pursued. It defines two complementary trail experiences between Beverley and Narrogin: the Green Route, a 101 km off-road trail running alongside the Great Southern Railway and suitable for families, walkers and cyclists of all abilities; and the Orange Route, a 213 km on-road cycle touring route using scenic backroads through the Wheatbelt, including a link to Dryandra Woodland National Park. Trailheads are proposed at Beverley (Apex Park), Brookton (Pioneer Park), Pingelly (Pioneer Park), Cuballing (Youth and Community Park) and Narrogin (Visitor Information Centre).

The Beverley–Narrogin Transport Trail (Green Route) fits into a higher-level vision with future stages extending to Beverley–York–Northam and Narrogin–Williams–Darkin to form a 250+ km trail across nine Local Governments. This trail links to the Kep Track at Northam to the north and the Collie–Darkin Rail Trail and the Munda Biddi and Bibbulmun Track at Darkin to the south, forming a ~500km loop trail starting from Mundaring.

In April 2026, Broadview Consult prepared the Interconnecting Wheatbelt Rail Trails report. That report consolidates the Beverley–Narrogin studies with three earlier rail trail studies (Narrogin–Williams 2024, Darkan–Williams 2008, and Avon Central Coast 2050 Cycling Strategy 2023) to present a unified investment case for a connected Wheatbelt Rail Trail network. The report is presented to Council as an attachment to this item.

Consultation:

Extensive community consultation was undertaken as part of the Beverley–Narrogin Transport Trail Feasibility Study in 2025, including five Public Open Houses across the corridor towns and an online survey that received 375 responses. Of respondents, 95% indicated they would use the trail and 65% said they would use both routes. Councillors from the five partner Local Governments attended Open Houses and expressed informal support for the project. In addition, broad support for the concept was articulated through social media.

Formal engagement with landholders, ARC Infrastructure, the Public Transport Authority, Noongar Traditional Owners and other key stakeholders has been undertaken by the consultant and the views expressed have been integrated into the Strategic Plan and Feasibility Study where possible. No further public consultation is required prior to Council endorsing the trail concept and advocacy position.

Statutory Environment: Nil.

Relevant Plans and Policy: Nil.

Financial Implications:

There are no financial implications arising from this report. This resolution commits the Shire to no capital or operational expenditure. Any future financial commitments, including contributions to project resourcing, grant applications, detailed design or construction, will be the subject of separate reports and Council resolutions.

Study	Distance (KM)	CAPEX	OPEX	ROI	Revenue Annual
<i>AVON Central Cost 2050 Cycling Strategy Northam-Beverley Only</i>	~70	\$5,474,521	\$172,550	<2 yrs	\$2,669,100
<i>Beverley-Narrogin Transport Trail*</i>	~101.1	\$8,865,215	\$249,211.5	<5 yrs	\$1,779,400
<i>Narrogin - Williams Rail Trail</i>	~34	\$3,988,860	\$83,810.0	<4 yrs	\$996,295
<i>Darkan-Williams Rail Trail</i>	~47	\$1,387,500	\$115,855.0	<2 yrs	\$889,700
Totals	~250km	~\$20	~\$.6	<4 yrs	\$6.3M

**Beverley-Narrogin Transport Trail capital costs are estimated to reduce by ~\$7.3M if ARC were to support access along the entire corridor and existing maintenance tracks could be utilised.*

Risk Assessment:

The risk in relation to this matter is assessed as “Medium”.

Consequence Likelihood	Insignificant	Minor	Moderate	Major	Extreme
Almost Certain	Medium	High	High	Severe	Severe
Likely	Low	Medium	High	High	Severe
Possible	Low	Medium	Medium	High	High
Unlikely	Low	Low	Medium	Medium	High
Rare	Low	Low	Low	Low	Medium

Risk Rating	Action
LOW	Monitor for continuous improvement.
MEDIUM	Comply with risk reduction measures to keep risk as low as reasonably practical.
HIGH	Review risk reduction and take additional measures to ensure risk is as low as reasonably achievable.
SEVERE	Unacceptable. Risk reduction measures must be implemented before proceeding.

Community & Strategic Objectives:

This item relates to delivery of core business and services detailed in the Shire of Brookton Strategic Community Plan –June 2032, duly appended to the BROOKTON Corporate Business Plan July 2022 to June 2032.

The project directly supports the following priorities of the Brookton Community Plan:

Outcome 5. A flourishing stop-over destination	
5.1 BROOKTON TRAILS project	There is a new BROOKTON TRAILS which has been mapped, built and sign posted.
5.4 Shire partnership tourism program.	Shire of Brookton Council, along with surrounding Councils, have a unified approach to tourism.
Outcome 10. All age wellbeing	
10.1 Sport and recreation action program.	There are new sport/recreation equipment, assets and programs, including a pool upgrade.

Comment: Nil

OFFICER'S RECOMMENDATION

That Council:

1. Adopts the Beverley–Narrogin Transport Trail Strategic Plan and Feasibility Study;
2. Adopts the Interconnecting Wheatbelt Rail Trails report;
3. Partners with the Shires of Beverley, Brookton, Cuballing and Narrogin to progress the actions contained in these reports, subject to no financial commitment being made without further Council resolution; and
4. Advocates to the State and Federal Governments for funding to progress the Interconnecting Wheatbelt Rail Trails project.

(Simple majority vote required)

COUNCIL RESOLUTION

MOVED Cr McCabe SECONDED Cr Toop

That Council:

- 1. Adopts the Beverley–Narrogin Transport Trail Strategic Plan and Feasibility Study;**
- 2. Adopts the Interconnecting Wheatbelt Rail Trails report;**
- 3. Partners with the Shires of Beverley, Brookton, Cuballing and Narrogin to progress the actions contained in these reports, subject to no financial commitment being made without further Council resolution; and**
- 4. Advocates to the State and Federal Governments for funding to progress the Interconnecting Wheatbelt Rail Trails project.**

CARRIED BY SIMPLE MAJORITY VOTE 6/0

**For: Cr Wallis, Cr McCabe, Cr Crouch, Cr Copping, Cr Harben, Cr Toop
Against: Nil.**

Attachments

Attachment under a separate cover 13.05.26.01A – Beverley–Narrogin Transport Trail – Volume 1: Strategic Plan


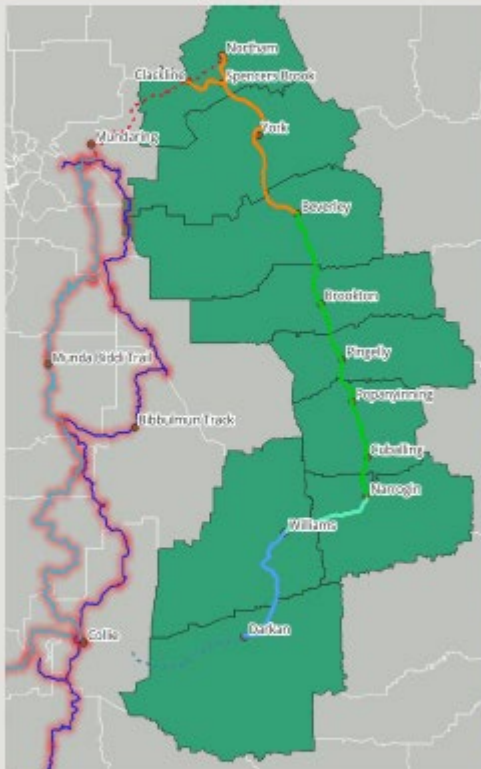
Attachment under a separate cover 13.05.26.01B – Beverley–Narrogin Transport Trail– Volume 2: Feasibility Study

Attachment 13.05.26.01C – Interconnecting Wheatbelt Rail Trails Report

Attachment 13.05.26.01D – Infographic – Interconnecting Wheatbelt Rail Trails

2026

Interconnecting Wheatbelt Rail Trails



Gemma Bassett
Broadview Consult Pty Ltd.
April 2026
Prepared for: Shire of Pingelly CEO
Revision: Final_V1

Contents	
Report Figures	2
Report Tables	2
Report Version Control.....	2
1 Executive Summary.....	3
2 Project Background	5
3 Investment Business Case.....	5
3.1 Business Case	5
3.2 Funding Case Summary	6
3.3 Strategic Alignment	6
3.3.1 Supporting Strategies	6
3.3.2 Supporting Frameworks and Methodology.....	7
3.4 Regional Benefits	8
3.5 Metropolitan Benefits	9
3.6 What This Means for Western Australia	9
4 Study comparison	10
4.1 Comparative Summary.....	10
4.2 Shared study benefits.....	11
4.3 Risks and constraints	12
4.4 Opportunities for Further Development.....	13
4.5 Benchmarking and Lessons Learnt	13
4.5.1 Evidence of demand from comparable trails.....	13
4.5.2 Lessons to Apply in the Wheatbelt Context.....	14
5 Stage 1 - Beverley to Narrogin	15
6 Estimated Financials	16
6.1 Project Cost – Capital (CAPEX) and Operational (OPEX)	16
6.2 Project Cost Assumptions	17
6.3 Established Trails Annual Revenue	18
7 Stakeholder Summary	19
8 Key Review Findings	20
9 Proposed Next Steps and Timeline	21
9.1 Phase 1 - Establish Foundations and Support.....	21

Page 1 of 25

Gemma Bassett – Broadview Consult Pty Ltd
Broadviewconsult@outlook.com | 0427 851 894 | ABN 689 567 075

9.2	Phase 2 - Build the Investment Case and Program Pipeline.....	22
9.3	Phase 3 – Prepare for Delivery	22
9.4	Project Timeline	23
9.5	Phase 4 – Build Commencement	23
10	Conclusion – Why the project is worth doing	24
11	Supporting Documents.....	25
12	References.....	25

Report Figures

Figure 1	Interconnecting Wheatbelt Rail Trails - Combined Study Proposal.....	4
Figure 2	Project Timeline.....	23

Report Tables

Table 1	Cross Study Comparison.....	10
Table 2	Identified Opportunities for Further Development	13
Table 3	Estimate Project CAPEX, OPEX, ROI (Return on Investment) and Annual Revenue per Section	16
Table 4	Estimate Interconnecting Wheatbelt Rail Trails Project Estimated Financials ...	16
Table 5	Estimate Project Variance based on utilisation of ARC Infrastructure Maintenance Corridors.....	16
Table 6	Estimated Figures Assumptions	17
Table 7	Estimated Established Trails enhancement with establishing the Wheatbelt Rail Trails.....	18
Table 8	Project Stakeholders	19
Table 9	Phase 1 Recommended Next Steps	21
Table 10	Phase 2 Recommended Next Steps	22
Table 11	Recommended Phase 3 Next Steps	22

Report Version Control

Report Name	Version	Date Submitted	Author
Interconnecting Wheatbelt Rail Trails	V0 Draft	23 rd March 2026	Gemma Bassett
Interconnecting Wheatbelt Rail Trails	V1 Final	11 th April 2026	Gemma Bassett

1 Executive Summary

This report presents a clear, forward-looking strategy to progress an interconnected Wheatbelt Rail Trail Network, consolidating the findings of four studies completed across 2008 to 2025, and translates them into a unified investment pathway.

The evidence across the studies is consistent, the Wheatbelt network represents a high-value, manageable opportunity to create a region defining tourism and active transport asset. The Beverley–Narrogin corridor is identified as the network backbone, proposed Stage 1, connecting the strongest trail towns and enabling staged expansion to Narrogin–Williams, Darkan–Williams and York–Northam.

The project aligns strongly with multiple State strategies, frameworks and priorities for regional development, active transport, tourism and community wellbeing.

Indicative estimates show Stage 1, Beverley–Narrogin, at approximately \$8.9M CAPEX and ~\$0.25M OPEX per year. The full Interconnecting Wheatbelt Rail Trail is estimated at ~\$20M CAPEX and ~\$0.62M annual OPEX. If ARC¹ maintenance trails were accessible, Stage 1 costs may reduce by up to 80% (~\$7.3M CAPEX). By adding new regional loops, the Wheatbelt rail trail strengthens the Kep Track, Bibbulmun Track and Munda Biddi Trail and increases visitation. A 10% usage uplift is estimated to deliver ~\$6.7M per year."

To progress the project, this report recommends a staged, coordinated approach:

- **Phase 1 Establish Foundations** - Build unified cross-shire support, establish governance and program resourcing, and address early risks. Develop the ARC access case and create a consistent trail brand to position the project for coordinated progress.
- **Phase 2 Build the Investment Case** - Prepare a decision-ready funding package for targeted ministers, advance ARC access through a unified shire position, consolidate risks, and define the long-term network vision. Develop a staged funding pipeline aligned to State processes and investment pathways.
- **Phase 3 Build the Delivery Pipeline** - Coordinate engagement across agencies and partners, progress approvals and corridor access, and sequence delivery. Validate engineering, strengthen the economic case, and define long-term operations and maintenance to prepare for staged construction.

A clear decision is now sought from participating Shires to endorse a unified program approach and governance model, and from the State to support corridor negotiations and establish a funding pathway for staged delivery.

¹ ARC Infrastructure is a private company that leases, manages and operates WA's rail network.

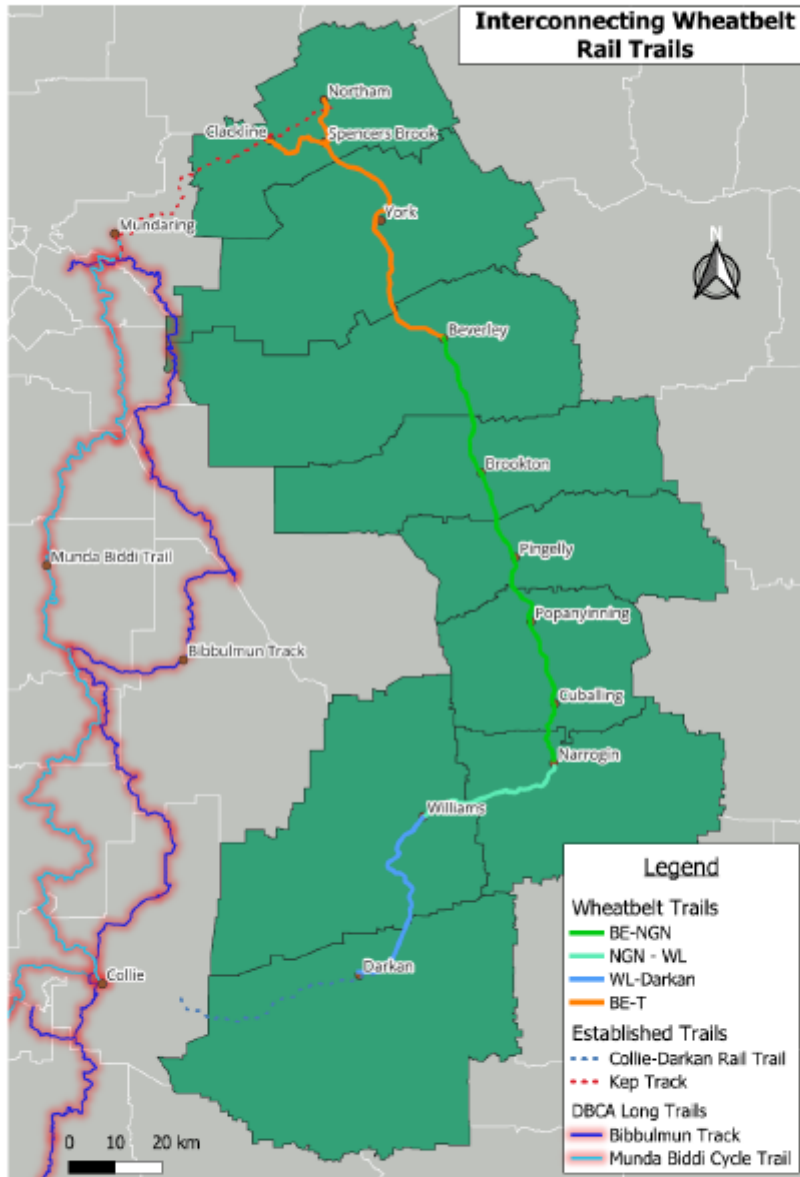


Figure 1 Interconnecting Wheatbelt Rail Trails - Combined Study Proposal

2 Project Background

This report consolidates three rail-trail studies and one cycling network strategy completed between 2008 and 2025 to provide a unified, evidence-based case for major State Government investment to establish an Interconnected Wheatbelt Rail Trail Network.

The studies reviewed include:

- **Avon Central Coast 2050 Cycling Strategy** (August 2023)
- **Narrogin-Williams Rail Trail Feasibility Study** (October 2024)
- **Beverley-Narrogin Transport Trail – Strategic Plan (Vol. 1)** (October 2025)
- **Beverley-Narrogin Transport Trail – Feasibility Study (Vol. 2)** (October 2025)
- **Darkan-Williams Rail Trail Feasibility Study** (November 2008)

The analysis identifies common themes, opportunities for development, indicative costs and emerging risks across the studies, with a focus on the Beverley-Narrogin rail-aligned (green) corridor and its role within the broader regional network.

It strengthens the regional development, economic, tourism, health and community benefits of both the Beverley-Narrogin corridor and the wider network, alongside the key constraints and opportunities for progressing cross-shire collaboration.

The report presents a clear, high-level funding case for State Government consideration and outlines the stakeholders required to advance a coordinated, multi-shire trail initiative.

3 Investment Business Case

3.1 Business Case

The Interconnecting Wheatbelt Rail Trail Network presents a significant opportunity to create a region-defining tourism and active-transport asset. By bringing together the findings of four cycling and rail-trail studies (2008–2025), this review demonstrates strong strategic need and clear regional and metropolitan benefits.

The Beverley-Narrogin corridor offers the potential to activate town centres, strengthen regional economies, and position the Wheatbelt as a nationally and internationally competitive cycling destination. The broader network (Avon Region) described across the studies further enhances regional connectivity, community wellbeing, and long-term economic resilience.

This business case establishes the strategic rationale for progressing a coordinated, cross-shire trail initiative that aligns with State priorities for tourism, regional development, active transport and community health.

3.2 Funding Case Summary

The project presents a compelling case for State investment, offering a high-value, low-risk opportunity to deliver a region-shaping tourism asset with strong metropolitan access and measurable economic uplift across multiple towns.

A staged delivery approach, beginning with the Beverley–Narrogin corridor, provides the fastest, most cost-effective pathway to establishing a connected Wheatbelt Rail Trail network. This stage delivers immediate visibility, strong visitor demand potential, and clear alignment with State strategies for active transport, regional development, and the visitor economy.

The funding case highlights the value for money, the scalability of the network, and the key stakeholders required to advance a coordinated, multi-shire investment program.

3.3 Strategic Alignment

This project aligns strongly with six key State and Regional Strategies for cycling, regional development, health, tourism and destination management. It is further supported by three statewide frameworks, and one state commissioned methodology, that reinforce the value of safe, connected, nature-based regional trail networks.

3.3.1 Supporting Strategies

1. **Department of Transport's Long Term Cycle Network (LTCN)**
 - Delivers a designated Transport Trail linking six towns in Stage 1.
 - Strengthens the Avon Central Coast 2050 Cycling Strategy spine.
 - Provides a safe, accessible long-distance cycling corridor.
2. **Department of Local Government, Sport and Cultural Industries (DLGSC) Strategic Plan 2024–2029**
 - Strongly supports three of the five priorities – Connected communities, Prosperous Industries and Sectors, and Healthy Living:
 - Builds connected communities through shared recreation infrastructure.
 - Stimulates prosperous regional industries and tourism.
 - Promotes healthy living through active recreation.
3. **Department of Creative Industries, Tourism and Sports (CITS) WAVES 2033 – Western Australia Visitor Economy Strategy**
 - Creates a new nature-based hero experience for the Wheatbelt–Avon region.
 - Drives regional dispersal and multi-day visitation.
 - Supports tourism industry capability and new business opportunities.
4. **Wheatbelt Development Commission – Wheatbelt Regional Tourism Development Strategy 2023–2033**
 - Prioritises nature-based tourism, trails, and regional touring routes as key growth drivers.
 - Strengthens regional connectivity, visitor movement, and cross-shire collaboration.
 - Aligns with the region's 10-year goals for experience development, infrastructure investment, and industry capability.

Page 6 of 25

5. **WestCycle (with DLGSC & Department of Biodiversity, Conservation and Attractions (DBCA)) – WA Mountain Bike Strategy 2022–2032**
 - Supports the development of sustainable off-road cycling infrastructure across WA.
 - Strengthens WA's position as a national and international trail-based tourism destination.
 - Encourages regional trail networks that connect communities and diversify visitor experiences.
 - Aligns with State priorities for trail governance, environmental sustainability, and industry capability.
6. **Regional Development Australia (RDA) Strategic Plan – Wheatbelt 2025–2028**
 - Strengthens regional connectivity, liveability and economic diversification.
 - Supports cross-shire collaboration and region-shaping infrastructure.
 - Aligns with priorities for tourism development, active transport, and community wellbeing.
 - Reinforces the value of projects that enhance amenity, attract workforce, and stimulate local business.

3.3.2 Supporting Frameworks and Methodology

7. **WA Strategic Trails Blueprint 2022–2027 (DBCA & DLGSC)**
 - Provides the statewide vision for safe, connected, multi-day regional trail networks.
 - Reinforces the need for coordinated governance, consistent standards, and region-shaping trail experiences.
8. **More People More Active Outdoors (DLGSC, 2019)**
 - Defines the health, wellbeing, community and economic benefits of accessible outdoor recreation.
 - Supports investment in safe, inclusive, off-road infrastructure such as the Green Route.
9. **Australia's Golden Outback Strategic Plan 2021–2026 (AGO)**
 - Prioritises nature-based tourism, regional dispersal and multi-day touring experiences.
 - Supports cross-shire collaboration and experience development across the Wheatbelt.
10. **DLGSC – Concentric Circles - Guidance for Trails Tourism Close to Perth (2024)**
 - A State-commissioned, evidence-based method for understanding how Perth residents choose trail destinations.
 - Uses travel-time bands, 'concentric circles' to identify where trail investment delivers the strongest visitation uplift.
 - Identifies travel time as the strongest predictor of trail use, particularly for day-trip and short-break markets.

- Demonstrates that trails located 60–120 minutes from Perth generate the highest tourism and recreation return on investment, such as the Wheatbelt Rail Trails.
- Highlights the importance of regional trail hubs with accommodation, hospitality and visitor services to support uptake.
- Emphasises the need for multi-shire coordination to avoid duplication and create coherent, market-ready trail networks.
- Identifies long-distance, signature experiences (including rail trails) as priority investment categories for attracting new markets.

The recommended staging approach commences with the Beverley–Narrogin Green Route because it:

- Delivers the safest, most inclusive off-highway corridor, directly supporting the LTCN, DLGSC recreation priorities, and statewide outdoor activity frameworks.
- Connects the largest cluster of towns, maximising early regional benefit, tourism dispersal and economic uplift.
- Provides the strongest strategic alignment across all State and regional strategies, including tourism, cycling, health, regional development and destination management.
- Establishes the governance, approvals and delivery model required for subsequent corridors, reducing risk and accelerating future stages.
- Aligns directly with the Concentric Circles methodology, sitting squarely within the high-value 60-120 minute Perth travel band and linking the region's most established trail towns, making it the highest-return corridor for early investment.

Further detail is provided in the 'Beverley to Narrogin' section of this report.

3.4 Regional Benefits

The Wheatbelt–Avon Regional Trail Network connects five Shires in Stage 1, and Nine Shires upon project completion. It strengthens regional tourism and small business growth, improves community health through accessible recreation, and supports local employment.

By transforming under-utilised rail corridors into vibrant public spaces and linking town centres via a safe, low-gradient cycling route, the project positions the Wheatbelt as a metro-accessible nature and heritage destination.

Each town can develop short loops, trailheads and local experiences that support daily community use and small business activation, complementing the broader regional tourism uplift.

Beverley, Brookton and Narrogin consistently emerge as the corridor's strongest tourism and service towns. With existing accommodation, hospitality and visitor services, they are natural hubs for early trail activation. Delivering Stage 1 along the Beverley–Narrogin corridor strengthens these towns first, enabling immediate regional spend and supporting small business growth.

Page 8 of 25

3.5 Metropolitan Benefits

The trail delivers significant metropolitan benefits despite being in regional WA. It is purpose-built for strong Perth uptake, offering a safe, low-gradient, family-friendly cycling and walking experience within easy day-trip reach of the city. It supports physical activity, nature-based recreation, and short-break tourism, while funnelling metropolitan visitation and spending into regional town centres and strengthening WA's portfolio of accessible outdoor experiences. The strong Perth usage of the Mundaring Trails network demonstrates the metropolitan demand for rail-trail and nature-based activities.

This network effectively opens the Wheatbelt and Avon to Perth in a way not previously possible. It creates a safe, inclusive, nature-based corridor where families, older adults, e-bike users, adventure cyclists, schools, and community groups can step into the bush for a day or overnight. It brings the regions closer to the city.

There is also a future opportunity for the proposed network to interface with Perth's Principal Shared Path (PSP) system as a high-quality, off-road metropolitan gateway. This would require separate planning, approvals and funding, and is not dependent on any on-road cycling connections.

The Concentric Circles framework confirms that Perth-accessible trails within 60–120 minutes deliver the highest visitation and participation uplift. The Wheatbelt Rail Trail corridor sits directly within this band, offering a safe, low-gradient, family-friendly experience that is uniquely positioned to attract strong metropolitan day-trip and short-break demand.

3.6 What This Means for Western Australia

An Interconnected Wheatbelt Rail Trail network delivers a high-value, low-risk return for Western Australia, stronger regional economies, increased metropolitan visitation, improved health and wellbeing outcomes, and a region-defining nature-based tourism product aligned with State strategies.

It positions WA as a national leader in accessible, long-distance cycling experiences.

4 Study comparison

4.1 Comparative Summary

Table 1 Cross Study Comparison

Study	Shires	Distance (KM)	Scope & Purpose	Core Product
Avon Central Coast 2050 Cycling Strategy (2023)	Beverley York Northam Toodyay Chittering Gingin Dandaragan	~337 (via Road if completely linked)	Regional cycling network plan identifying primary/secondary routes, transport trails, and tourism corridors	Strategic framework for northern connections (Beverley–York–Northam–Toodyay–Perth Hills–Coastal Connections)
Beverley–Narrogin Transport Trail V1 Strategic & V2 Feasibility (2025)	Beverley Brookton Pingelly Cuballing Narrogin	~101.1	Long-distance off-road transport trail linking six towns, Green (rail-aligned) + Orange (backroads) routes	Central Wheatbelt spine, major tourism and transport corridor
Narrogin–Williams Rail Trail Feasibility (2024)	Narrogin Williams	~34	Conversion of disused rail corridor into high-quality rail trail	Southern link with strong economic case and short payback period
Darkan–Williams Rail Trail Feasibility (2008)	Williams West Arthur	~47	Conversion of disused rail corridor into rail trail linking Williams to Collie–Darkan network*	Western link completing Collie–Williams–Narrogin loop

*Note Darkan–Collie Trail already exists. This Linkage would essentially expand the current 63km easy (class 2) Trail, composed of Course gravel and compact earth.

4.2 Shared study benefits

Across all four studies, a consistent set of benefits emerged. The below distils these shared findings into the key themes, evidence and strategic implications relevant to the proposed Interconnected Wheatbelt Rail Trail network.

1. Tourism & Visitation

- All studies identify strong tourism potential.
- BE-NGN survey shows 95% of respondents would use the trail.
- NGN-WL forecasts 7,645 users per year, BE-NGN forecasts a conservative 12,645 users per year

Implication - High-value tourism product with strong metro-accessible demand.

2. Economic Impact

- All studies identify strong economic uplift and increased tourism demand.
- Economic benefits are quantified in the Estimated Financials section.

Implication - Strong ROI, supports small business, hospitality and accommodation.

3. Health & Community

- Studies emphasise safe, off-road recreation.
- Suitable for families, older riders and e-bikes.
- Provides accessible recreation across multiple shires.

Implication - Broad community benefit and improved health and wellbeing.

4. Regional Development

- Studies highlight the importance of cross-shire connectivity and the opportunity to develop the region through strong collaboration.
- Strong support for town-to-town links and regional cohesion.

Implication - Creates a unified Wheatbelt-Avon regional network.

5. Environmental & Cultural

- Opportunities for Noongar interpretation and cultural storytelling.
- Supports heritage tourism and nature-based experiences.
- Encourages environmental stewardship and low-impact recreation.

Implication - Strengthens and builds cultural tourism and environmental values.

4.3 Risks and constraints

The five key risk categories identified across the studies are:

- 1. Corridor and tenure (ARC Infrastructure / PTA²)**
 - Requires early coordinated corridor negotiations, clear approvals pathway and consistent access policy.
- 2. Cost escalation and engineering complexity (including flooding and watercourse crossings)**
 - Favours a single funding program and early engineering validation on high-risk segments, with climate-aware design and staging to avoid scope creep and reactive rebuilds.
- 3. Governance and long-term maintenance**
 - Supports a regional governance and maintenance model (whole-of-life planning, consistent design/operations, and dedicated resourcing).
- 4. Landholder and community interface**
 - Requires a consistent engagement approach and mitigation measures (fencing/crossings, rules, reporting/enforcement) across shires
- 5. Fire and emergency response**
 - Requires early DFES³ engagement and a funded fire management and emergency response plan so responsibilities do not fall onto overstretched volunteers

These risks are manageable if addressed early through a coordinated corridor access and approvals pathway, targeted engineering validation of high-cost segments, a funded whole-of-life governance and maintenance model, consistent landholder and community engagement, and DFES-led emergency response planning.

² Public Transport Authority

³ Department of Fire and Emergency Services

4.4 Opportunities for Further Development

The review identified several system-wide and study-specific opportunities to strengthen a Wheatbelt Rail Trail Network and enhance its readiness as a unified, region-wide program. The table below summarises the key development opportunities.

Table 2 Identified Opportunities for Further Development

Opportunity Category	Cross-study summary
Governance and delivery model	No defined regional governance or asset-management model for a continuous Wheatbelt-Avon network.
Safety, emergency and risk planning	No assessment of fire risk, climate-driven fire behaviour, or system impacts on WA's volunteer firefighting capacity. Emergency response planning is undeveloped.
Brand, visitor experience and activation	No single Wheatbelt/Avon trail brand, marketing strategy, or visitor-journey design across the network.
Benefits and evaluation	No quantifiable health savings, physical activity uplift, or mental health benefits, benefits are largely qualitative. Believed data does not exist.
Digital infrastructure and data	No digital mapping, wayfinding, or data-collection strategy is defined across the program.
Economic case	No economic modelling of a connected, multi-day Interconnected Wheatbelt Rail Trail, modelling is corridor-specific or absent.
Market analysis	Limited analysis of Perth families, e-bike users, adventure cyclists, price sensitivity or seasonal patterns.
Climate, environment and resilience	Limited design framework for climate resilience, heat mitigation, shade and water access

4.5 Benchmarking and Lessons Learnt

Successful long-distance rail trails such as New Zealand's Great Rides, the Otago Central Rail Trail, the Great Victorian Rail Trail and WA's Wadandi Track demonstrate strong demand for town-to-town riding, clear economic uplift, and the importance of coordinated governance and consistent standards. These precedents confirm the viability and value of an Interconnected Wheatbelt Rail Trail Network.

4.5.1 Evidence of demand from comparable trails

1. Town-to-town riding is a proven drawcard

- o Established networks consistently show that multi-town itineraries and strong trail-to-town interfaces drive overnight stays, higher visitor spend and repeat visitation.

2. WA has an existing long-distance trail market

Page 13 of 25

- o The Bibbulmun Track, Mundaring Network of Trails, including Kep Track, and Munda Biddi confirm strong local and visitor appetite for multi-day trail experiences.

3. International precedent reinforces the opportunity

- o New Zealand's Great Rides / NZ Cycle Trail network shows how coordinated governance, consistent standards and destination activation can scale a national trail product and attract significant domestic and international use.

4. Recent State investment signals policy appetite

- o The \$17.5 million commitment to the Wadandi Track illustrates that long-distance trail infrastructure is already a recognised State priority when governance, staging and narrative are clear.

4.5.2 Lessons to Apply in the Wheatbelt Context

Lessons from other regional trail networks provide clear guidance on how to reduce delivery risk and maximise long-term value in the Wheatbelt. These include:

1. Prioritise Governance

- o Successful networks establish a lead entity, clear roles and a maintenance/asset plan before major capital delivery.

2. Experience investment drives uptake

- o Wayfinding, shade and water access, rest nodes, interpretation and safe crossings materially influence user satisfaction and repeat use.

3. Tackle the most complex sections early

- o Prioritising the highest-risk or most technically challenging segments upfront provides the blueprint for resolving similar issues elsewhere. If these constraints cannot be overcome, it is better to identify this early before investing in lower-complexity sections that cannot ultimately connect.

4. Brand and Activation

- o A coherent network identity, events calendar and industry partnerships increase visibility and spend per visitor.

5. A transport-trail model broadens the market

- o Compared with adventure-oriented products like the Munda Biddi, the proposed Wheatbelt network offers gentle gradients, town-to-town riding and accessibility for families, older riders and e-bike users. There is current opportunity in the market which an Interconnected Wheatbelt Rail Trail can fulfil.

6. Cultural interpretation as a core experience layer

- o The Concentric Circles framework highlights a significant opportunity to embed Aboriginal cultural interpretation into trail experiences. Integrating Noongar language, stories and cultural landscapes into the Wheatbelt Rail Trail network strengthens authenticity, deepens visitor engagement and aligns with State priorities for cultural tourism.

5 Stage 1 - Beverley to Narrogin

The Beverley–Narrogin studies offer two complementary experiences:

- Green Route - a safe, separated, rail-aligned corridor suitable for families, older adults, e-bike users and walkers,
- Orange Route - a scenic backroads touring experience appealing to gravel riders and bike packers.

The Green Route provides the safest, most inclusive and strategically aligned foundation for Stage 1 and is the basis for this review.

Beverley, Brookton and Narrogin consistently emerge across all studies as the corridor's strongest trail towns, with multiple existing accommodation, hospitality and visitor services. Connecting these towns first delivers the highest early demand, maximises Perth-proximate visitation and establishes a strong foundation for a multi-day regional trail product.

The Beverley–Narrogin Green Route forms the network's spine, converting separate concepts into a connected, metro-accessible town-to-town experience and establishing the governance, design and delivery model for future stages.

It is recommended for Stage 1 because it:

1. **Connects the strongest tourism towns** - enabling early use and immediate regional spend.
2. **Unlocks the wider network** - linking directly to Narrogin–Williams, Darkan–Williams and Collie–Darkan, and interfacing with northern connections through the Avon Central Coast 2050 Cycling Strategy.
3. **Establishes a replicable delivery model** - by resolving the most complex approvals, tenure gaps and engineering challenges early.
4. **Demonstrates strong early demand** - with the largest Perth-proximate catchment and multiple towns suited to overnight itineraries.
5. **Delivers the strongest strategic alignment** - with DLGSC, WAVES 2033, the Long-Term Cycle Network and the Avon Central Coast 2050 Cycling Strategy.
6. **Positions WA as a national leader** - by launching a flagship long-distance transport trail and a credible pathway to a broader Wheatbelt–Avon network.

Stage 1 should commence with the Beverley–Narrogin Green Route. It delivers the network spine, captures early tourism value, resolves the highest-risk constraints first and sets the blueprint for all remaining corridors.

6 Estimated Financials

6.1 Project Cost – Capital (CAPEX) and Operational (OPEX)

Table 3 Estimate Project CAPEX, OPEX, ROI (Return on Investment) and Annual Revenue per Section

Study	No. Shires	Distance (KM)	CAPEX	OPEX	ROI	Annual Revenue
AVON Central Cost 2050 Cycling Strategy Northam – Beverley Only	3	~70	\$ 5,474,521	\$172,550	<2 yrs	\$ 2,669,100
Beverley-Narrogin Transport Trail*	5	~101.1	\$ 8,865,215	\$249,211.5	<5 yrs	\$ 1,779,400
Narrogin - Williams Rail Trail	2	~34	\$ 3,988,860	\$83,810.0	<4 yrs	\$ 996,295
Darkan-Williams Rail Trail	2	~47	\$ 1,387,500	\$115,855.0	<2 yrs	\$889,700

* This has been based on the adoption of the Green Route, without access to ARC infrastructure / existing railway maintenance tracks.

Table 4 Estimate Interconnecting Wheatbelt Rail Trails Project Estimated Financials

Interconnecting	Distance	CAPEX (M)	OPEX (M)	ROI	Annual Revenue (M)*
Wheatbelt Rail Trail Totals	~250km	~\$20	~\$.6	<4 yrs	\$6.3M

The study indicates that approximately 80% (81 km) of the Beverley–Narrogin Green Route would require full new construction because ARC Infrastructure does not currently permit rail-adjacent access. If ARC were to support access along the entire corridor and existing maintenance tracks could be utilised, Stage 1 capital costs are estimated to reduce by ~\$7.3M, primarily by avoiding new earthworks, fencing, drainage reconstruction and road-reserve deviations. Publicly available data indicates that approximately 20 trains per year operate on the Beverley–Narrogin line at an average speed of 42 km/h, indicating low usage.

Table 5 Estimate Project Variance based on utilisation of ARC Infrastructure Maintenance Corridors

Stage 1 Cost Variance BE- NGN Study	Distance (KM)	CAPEX	OPEX	ROI	Annual Revenue
Beverley-Narrogin Transport Trail* WITHOUT ARC Infrastructure	~101.1	\$ 8,865,215	\$ 249,212	<5 yrs	\$ 1,779,400
Beverley-Narrogin Transport Trail* WITH ARC Infrastructure	~101.1	\$ 1,571,970	\$ 249,212	<1 yrs	\$ 1,779,400
Estimated Variance		\$ 7,293,245	\$ -**	4 yrs	\$ -

**Opportunities to reduce OPEX through shared maintenance track costs, yet to be quantified.

6.2 Project Cost Assumptions

Not all studies provided cost estimates for CAPEX, OPEX, annual revenue or ROI. Where data was available, these figures have been used and extrapolated across the relevant trail sections. The table below outlines the source or method used for each estimate.

All figures are indicative only, extrapolated from the Beverley–Narrogin Transport Trail Volume 2: Feasibility Study, and assume minimal upgrades to existing ARC track conditions. Further investigation and refinement will be required

Table 6 Estimated Figures Assumptions

Study	Distance	CAPEX	OPEX	ROI	Annual Revenue* *
AVON Central Cost 2050 Cycling Strategy	Est trail distance BE-N with Rail Trail Alignment**	Est Distance * \$78207 (average km/ CAPEX per BE-NGN-WL-AW) WITHOUT Arc Infrastructure	Utilise BE-NGN report reference \$2465/yr per KM	CAPEX / Annual Revenue	Utilise BE-NGN report reference \$254.2/day per visitor est 10,500 – 3x increase due to proximity to Kep Trail & Metro
Beverley-Narrogin Transport Trail	Report	Report	Report est \$2465/yr per KM Gov Maintenance	CAPEX / Annual Revenue	Report
Narrogin-Williams Rail Trail	Report	Report	Utilise BE-NGN report reference \$2465/yr per KM	CAPEX / Annual Revenue	Report
Darkan-Williams Rail Trail	Report	Report figure * 1.5 for CPI	Utilise BE-NGN report reference \$2465/yr per KM	CAPEX / Annual Revenue	Utilise BE-NGN report reference \$254.2/day per visitor est 3500 – consistent with BE-NGN & NGN-WL est. visitor numbers.

**The Beverley–Northam distance reflects only the direct York–Northam link. If the additional spur from Spencers Brook to Clackline is included (shown on the Map), a further 15 km is added, increasing loop options between the established Kep Track and the proposed Wheatbelt Rail Trails.

Including this spur increases the Beverley–Northam estimated costs to approximately CAPEX ~\$6.6M, OPEX ~\$0.2M and ROI ~2.5 years, representing a variance of +\$1.2M CAPEX, +\$0.04M OPEX and an additional 0.5 years on ROI.

***Annual Revenue is based on overnight stays, no cost estimate on increased revenue from additional employment opportunities such as creation of Trail Tours.

6.3 Established Trails Annual Revenue

Multiple authoritative sources, including Rail Trails Australia, and the DLGSC Concentric Circles guidance, consistently state that looped or connected routes increase visitor appeal, support higher repeat visitation, strengthen commercial viability, and increase annual revenue generation.

The Table below provides context, a 10% increase in usage across the established Bibbulmun and Mundaring Trails would generate an estimated additional \$6.7 million in annual revenue.

Table 7 Estimated Established Trails enhancement with establishing the Wheatbelt Rail Trails

Trail	Distance	Type	Annual Revenue	Annual Revenue WITH Wheatbelt Rail Trails	Variance 10%
<i>Bibbulmun</i>	~1,000KM	Walking	\$ 39M	\$ 42.9M	\$ 3.9M
<i>Mundaring Trails</i>	Various Loops, 1-41km	Mixed-Use Network	\$ 27.8M	\$ 30.6M	\$ 2.8M
<i>Totals</i>			\$ 66.8M	\$ 73.5M	\$ 6.7M

7 Stakeholder Summary

The studies have a broad and diverse stakeholder landscape, with several stakeholders appearing consistently, and others unique to specific corridors, highlighting the need for a coordinated, region-wide approach. Some stakeholders not identified in the studies have been within this review and incorporated below.

Table 8 Project Stakeholders

Stakeholder Category	Stakeholders Identified Across the Studies
State Government	PTA (Public Transport Authority), ARC Infrastructure, Department of Transport (DoT), DLGSC, Tourism WA, DBCA (Parks & Wildlife), DFES (not previously engaged, but should be), Main Roads WA
Local Government	Shires of Beverley, Brookton, Pingelly, Cuballing, Narrogin, Williams, West Arthur, Northam and York.
Traditional Owners	Noongar groups (Ballardong, Wiltman, Gnaala Karla Booja depending on corridor)
Landholders & Industry	Adjacent farmers, pastoralists, freight operators, utilities (Western Power, Water Corp), private property owners
Community & User Groups	Local residents, trail users (walkers, cyclists, e-bike users, schools, sporting clubs)
Tourism & Business	Local tourism associations, visitor centres, accommodation providers, cafes, pubs, retail, regional tourism organisations
Environmental & Heritage	Local Natural Resource Management groups, conservation volunteers, historical societies, river care groups
Emergency Services	Volunteer Bushfire Brigades (not previously engaged, but essential), St John Ambulance, WA Police, DFES (not previously engaged, but essential)
Project Delivery Partners	Consultants, engineers, surveyors, trail builders, community working groups and (recommended) Project Steering Committee

8 Key Review Findings

The review highlights a consistent set of strategic considerations that shape the case for progressing a connected, cross-shire trail network.

1. **Beverley–Narrogin corridor as the network backbone**
 - o The Beverley–Narrogin route emerges as the essential spine of the wider network, with early delivery enabling staged expansion across multiple shires.
2. **High metropolitan demand with strong regional returns**
 - o The network is well positioned to attract Perth day-trip and short-break users while directing visitor spend into Wheatbelt towns and services.
3. **Clear alignment with State priorities**
 - o The project aligns strongly with multiple State strategies around cycling, tourism, health and community strategies, and presents a future (currently out-of-scope) opportunity to interface with the Perth PSP network.
4. **Cost and delivery complexity concentrated in infrastructure constraints**
 - o Major cost drivers include crossings, drainage, fencing, tenure limitations and agency requirements. A staged delivery approach is the most feasible pathway.
5. **Manageable risks with early intervention**
 - o Key risks relate to corridor access and tenure, landholder confidence, governance and maintenance responsibilities, and emergency response planning. All are manageable if addressed early.
6. **Progress depends on coordinated leadership and dedicated resourcing**
 - o Moving forward requires an agreed governance model and a funded project resource to drive cross-shire collaboration, resolve corridor access and standards, sequence delivery, and prepare a whole-of-network investment case.

9 Proposed Next Steps and Timeline

To progress the Wheatbelt Regional Trail Network from strategy and feasibility to a fundable, staged delivery program, the following steps are recommended. These actions establish the governance, documentation and evidence base required to secure State and Local Government investment. They are structured into four phases:

1. Phase 1 – Establish Foundations and Support
2. Phase 2 – Build the Investment case and Program Pipeline
3. Phase 3 – Prepare for Delivery
4. Phase 4 – Commence Build

9.1 Phase 1 - Establish Foundations and Support

The recommended next steps have an estimated timeframe of 6-8 months, pending endorsement turnaround.

Table 9 Phase 1 Recommended Next Steps

Action	Purpose / Why It Matters	Key Activities / Detail
Council Endorsement Pack	Build unified cross-shire support and messaging	Prepare councillor-facing brief, align LGAs, confirm shared position
Cross-Shire Governance	Establish leadership and decision-making structure	Confirm lead agency, roles, responsibilities, Operations and Maintenance approach e.g MoU / Project Steering Group
Program Resourcing	Ensure dedicated capacity to drive the program	Secure Program/Project Lead and specialist support
Risk Mitigation Strategy	Address the highest-impact risks early	Agree approach to corridor/tenure, engineering, multi-shire delivery, Orange vs. Green Route
Build ARC Justification Framework	Present clear, evidence-based rationale for access	Comparative visuals, cost logic, shared briefing note/memo.
Establish Trail Brand	Create a unified, professional identity for funding readiness	Develop logo, palette, style guide and sample applications

9.2 Phase 2 - Build the Investment Case and Program Pipeline

Phase 2 recommended next steps have an estimated timeframe of 6-8 months.

Table 10 Phase 2 Recommended Next Steps

Action	Purpose / Why It Matters	Key Activities / Detail
Ministerial/Treasury Briefing Pack	Build a decision-ready funding case	Strategic alignment, approvals pathway, investment narrative, costs
Elevate ARC Access Request	Build political support for preferred alignment	Ministerial briefing, unified shire position, utilise justification framework
Consolidated Risk Register	Create a single risk management framework	Safety, fire/emergency, landholder interface, mitigation measures
Long-Term Network Vision	Show how the full network connects	Map, narrative, regional interfaces, future PSP opportunity, established trails linkage
Funding Submission Pipeline	Prepare investment-ready proposals	Package staged submissions aligned to State pathways

9.3 Phase 3 – Prepare for Delivery

Phase 3 recommended next steps have an estimated timeframe of 12 months.

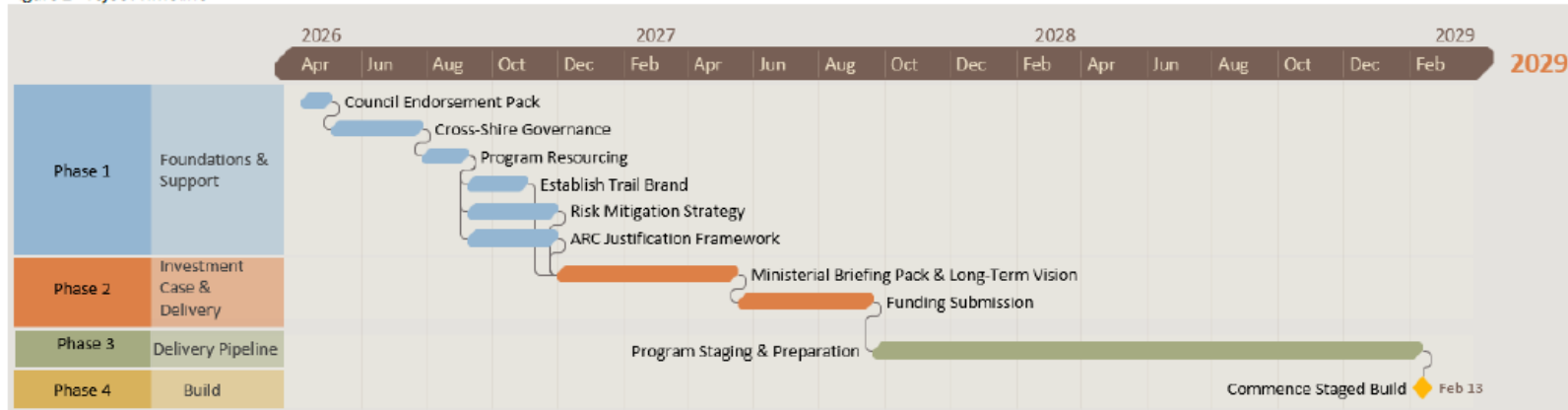
Table 11 Recommended Phase 3 Next Steps

Action	Purpose / Why It Matters	Key Activities / Detail
Stakeholder Engagement Plan	Coordinate engagement across all partners	State agencies, TOs, landholders, utilities, user groups, tourism groups
Program Staging Plan	Sequence delivery identification and manage complexity	Quick wins and parallel workstreams for complex segments identified.
Approvals & Corridor Access	Secure access and compliance requirements	ARC/PTA engagement, fencing, crossings, insurance, corridor rules
Engineering Validation	Reduce cost uncertainty and escalation risk	Targeted design on high-cost segments
Economic & Benefits Model	Strengthen the ROI case	Consistent model, sensitivity testing, quantified benefits available
Operations & Maintenance Model	Define long-term responsibilities and costs	OPEX forecast, asset ownership, service standards

9.4 Project Timeline

Based on the key recommendations and critical tasks, the image below illustrates a plausible project timeline.

Figure 2 Project Timeline



9.5 Phase 4 – Build Commencement

Phase 4 timeframe would be quantified throughout Phases 1-3.

Action	Purpose / Why It Matters	Key Activities / Detail
Phase 4 – Build Commences	Commence Staged Build	Commence Staged Build – Detail to be clarified through Phase 1-3.

10 Conclusion – Why the project is worth doing

The combined evidence from the strategic and feasibility studies demonstrates that establishing an interconnected Wheatbelt–Avon regional trail network, anchored by the Beverley–Narrogin corridor, directly supports multiple State priorities across transport, tourism, health, regional development and active recreation.

Recent State investment in long-distance trail infrastructure provides a clear precedent and confirms Western Australia's appetite and capability to deliver nationally significant trail assets where governance, staging and strategic alignment are clear.

Delivering the Beverley–Narrogin corridor presents known challenges, including negotiated rail-adjacent access with ARC Infrastructure, resolution of higher-cost watercourse crossings, and coordinated delivery and maintenance across multiple local governments. These risks are well understood and manageable. Indicative estimates place Stage 1 at approximately \$8.9 million CAPEX with annual OPEX of around \$0.25 million, while the full interconnected Wheatbelt Rail Trail network is estimated at approximately \$20 million CAPEX and \$0.6 million per year OPEX. Importantly, access to existing ARC maintenance corridors has the potential to reduce Stage 1 capital costs by up to \$7.3 million, significantly improving value for money.

The Beverley–Narrogin corridor provides the essential spine of the wider network. It delivers a safe, low-gradient, town-to-town transport trail linking six communities, captures strong metropolitan day-trip and short-break demand, and establishes the platform for staged expansion across the Wheatbelt–Avon region. It also sets the governance, delivery and operational model required to de-risk and accelerate future corridors.

With early State-led corridor negotiations, disciplined staging, and the governance and resourcing steps outlined in this report, the project is both achievable and strategically positioned to become a region-defining tourism and recreation asset for Western Australia.

This report recommends progressing the Beverley–Narrogin corridor as Stage 1 of the Interconnecting Wheatbelt Rail Trails program, securing participating Shires' endorsement for a unified program approach and governance model, and engaging the State to support corridor negotiations and establish a clear funding pathway for staged delivery.

11 Supporting Documents

- PDF - Infographic Summarising 'Interconnecting Wheatbelt Rail Trails' Report
- PDF - Wheatbelt Rail Trails **map showing the proposed trail**
- PDF - Wheatbelt Rail Trails **map showing trail, accommodation & food options**

12 References

Trail Reports

Beverley Narrogin Transport Trail Volume 1: Strategic Plan, November 2025, Mike Hailburton Associates, Transplan Pty Ltd.
 Beverley Narrogin Transport Trail Volume 2: Feasibility Study, November 2025, Mike Hailburton Associates, Transplan Pty Ltd.
 Narrogin Williams Rail Trail, Feasibility Study, October 2024, Mike Hailburton Associates, Transplan Pty Ltd. [Narrogin Williams Rail Trail Feasibility Study copy](#)
 Darkan - Williams Rail Trail Feasibility Study, November 2008, Transplan Pty Ltd.

Strategic Plans

Wheatbelt Regional Tourism Development Strategy 2023-2033, [WHEATBELT-RTDS.pdf](#)
 WA Government – DLGSC Strategic Plan 2024-2029, [dlgsc-strategic-plan-24-29.pdf](#)
[Western Australian Mountain Bike Strategy, Mountain Biking and Off-Road Cycling in Western Australia 2022-2023](#)
 Avon Central Coast 2050 Cycling Strategy, [Avon Central Coast 2050 Cycling Strategy](#)
 Long Term Cycle Network (LTCN), [Long-term cycle network | Transport WA](#)
 Western Australian Bicycle Network Plan 2014-2031 (WABN Plan) [WA Bicycle Network Plan | Transport WA](#)
 Tourism WA: Western Australia Visitor Economy Strategy 2033, [Tourism WA: Western Australia Visitor Economy Strategy 2033](#)
 Western Australia Visitor Economic Strategy 2033, [waves2033.pdf](#)

Supporting Data

Rail Trails Australia, [Collie – Darkan Rail Trail – Rail Trails Australia](#)
 Wadandi Track Investment - [WA Government commits \\$17.5m to completing the Wadandi Track – Rail Trails Australia](#)
 Rail Trails Australia, [Wadandi Track – Rail Trails Australia](#)
 O'Halloran, Mary (2016). *The Sustainability of Rural Volunteer Bush Fire Brigades in Western Australia*. [Volunteering and Essential Service Delivery in Rural Communities: An Investigation into the Sustainability of Volunteer Bushfire Brigades in Western Australia](#)
 O'Halloran, M., & Davies, A. (2020). *A shared risk: volunteer shortages in Australia's rural bushfire brigades*. [A shared risk: volunteer shortages in Australia's rural bushfire brigades: Australian Geographer: Vol 51, No 4 - Get Access](#)
 Rail freight: Train count and tonnage, [Freight Train Interactive Maps | National Freight Data Hub](#)
 Concentric Circles - Guidance for Trails Tourism Close to Perth, [perth-trail-concentric-circles-final-24-06-2024-1.pdf](#)
 Casino to Eltham, Northern Rivers Rail Trail Business Case, April 2019, [d5bec1584f9c9e24f3bec34f63791893_Casino-to-Eltham-Northern-Rivers-Rail-Trail-Business-Case.pdf](#)

Interconnecting Wheatbelt Rail Trails



01.

What's the Project?

A 250+ km, multi-shire, town-to-town cycling and walking network connecting Beverley, Brookton, Pingelly, Cuballing, Narrogin, Williams, Darkan, York and Northam.



02.

Why This Project Matters

Tourism

High-demand, metro-accessible, new long-distance trail, strengthens existing trail utilisation



Economy



Strong ROI, immediate boost to local economy, opportunity to grow and establish new small businesses

Community

Safe, off-road, low-gradient recreation for all ages, connecting town centres



Health



Provides outdoor recreational areas, improving physical and mental wellbeing

Regional Development

Connects 9 shires and strengthens town to town connectivity



Perth Market



Sits within the 60-120mins high return travel band



03. State Strategic Alignment

What does the project align with?



6 WA Strategies

Long Term Cycle Network
DLGSC Strategic Plan
WAVES 2033
Wheatbelt Development
Tourism Strategy
WA Mountain Bike
Strategy
RDA Wheatbelt Plan

Frameworks 3


WA Trails Blueprint
More People More Active
Outdoors
Australia's Golden
Outback Plan


1 Methodology Concentric Circles

Interconnecting Wheatbelt Rail Trails



01. Network Est. Cost


~\$20M Capital \$ 

 Annual ~\$0.6M
Operational \$

~\$6.3M Annual Revenue

02. Stage 1 Est. Cost

~\$8.9M Capital \$ 

 Annual ~\$0.25M
Operational \$

~\$1.8M Annual Revenue

03. What Stage 1 Delivers

101km

of connected trail



6 Towns
linked



5 Shires collaborating



Stage 1 is the backbone for the full network

04. Creates Links



To the **Bibbulmun Track**, **Mundaring Network Trails - Kep Track & Munda Biddi Cycle Trail**

05. What needs Solving?

Governance Model & Resourcing



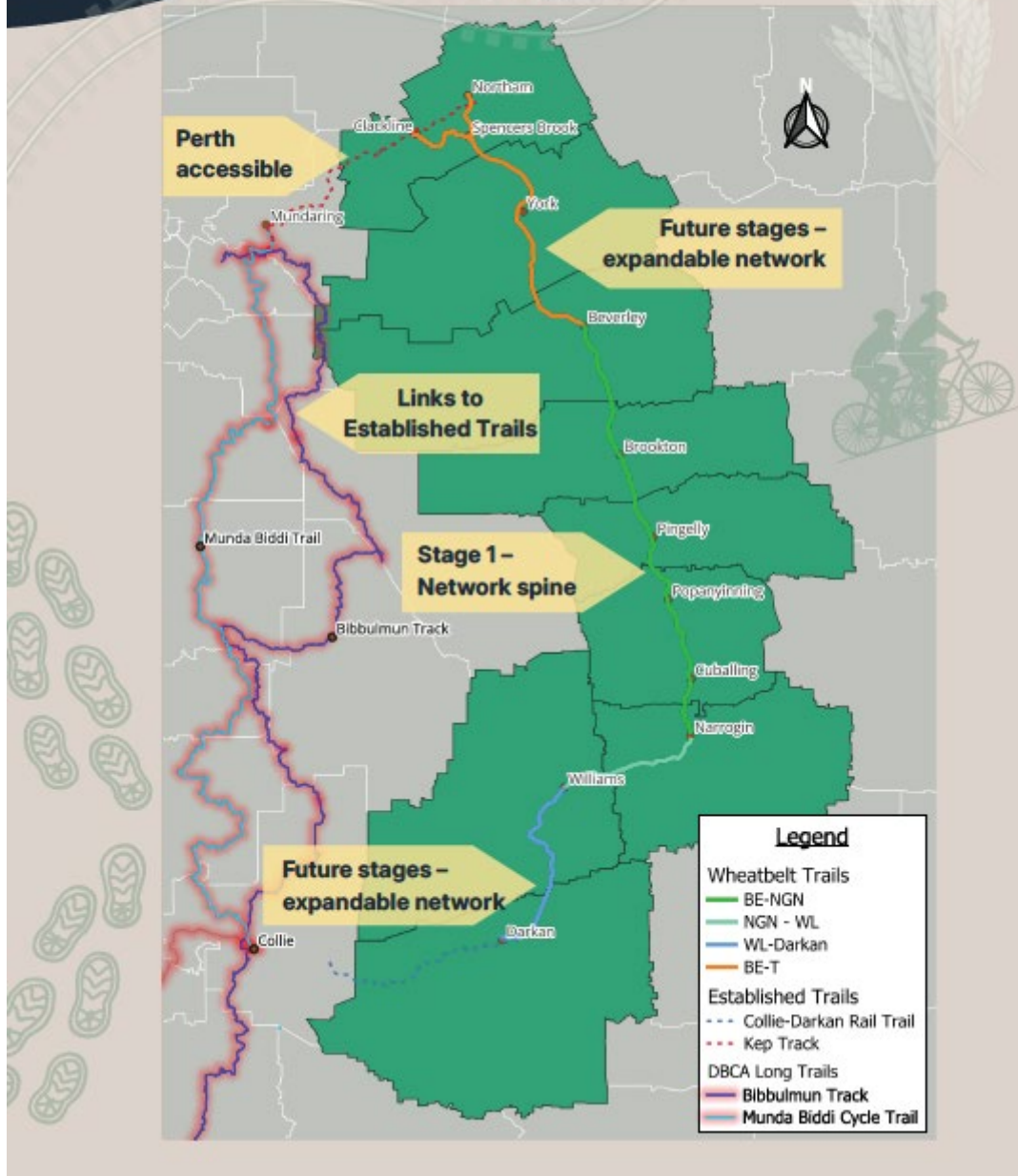
Corridor access (ARC/PTA)

06. What is Needed to Progress

Endorse Beverley-Narrogin as Stage 1, Progress the Interconnecting Wheatbelt Rail Trails as a Unified, Staged Program



Interconnecting Wheatbelt Rail Trails



14.05.26.01 LIST OF PAYMENTS – 30 APRIL 2026

File No:	N/A
Date of Meeting:	21 May 2026
Location/Address:	14 White Street, Brookton
Name of Applicant:	Shire of Brookton
Name of Owner:	Shire of Brookton
Author/s:	Katie Rigg – Finance Officer Creditors
Authorising Officer:	Leigh Anderson – A/Manager Corporate and Community
Declaration of Interest:	The author and authorising officer do not have an interest in this item
Voting Requirements:	Simple Majority
Previous Report:	16 April 2026

Summary of Report:

The purpose of this report is to present the list of payments for the month of March 2026, as required under the *Local Government (Financial Management) Regulations 1996*.

Description of Proposal:

The accounts paid under Delegation 1.1, Power to Make Payments, are included within Attachment 14.05.26.01A.

A detailed transaction listing of credit card expenditure paid for the period ended 30 April 2026 is contained within Attachment 14.05.26.01B.

A detailed transaction listing of purchasing expenditure paid for the period ended 30 April 2026 is contained within Attachment 14.05.26.01C.

Background:

In accordance with *Local Government (Financial Management) Regulations 1996 Clause 13 (1)* schedules of all payments made through Council's bank accounts are presented to Council for inspection.

Consultation:

There has been no consultation on this matter.

Statutory Environment:

Regulation 13 of the *Local Government (Financial Management) Regulations 1996* states:

13. *Payments from municipal fund or trust fund by CEO, CEO's duties as to etc.*
- (1) *If the local government has delegated to the CEO the exercise of its power to make payments from the municipal fund or the trust fund, a list of accounts paid by the CEO is to be prepared each month showing for each account paid since the last such list was prepared —*
 - (a) *the payee's name; and*
 - (b) *the amount of the payment; and*
 - (c) *the date of the payment; and*
 - (d) *sufficient information to identify the transaction.*
- (2) *A list of accounts for approval to be paid is to be prepared each month showing —*
 - (a) *for each account which requires council authorisation in that month —*

- (i) the payee's name; and
 - (ii) the amount of the payment; and
 - (iii) sufficient information to identify the transaction; and
 - (b) the date of the meeting of the council to which the list is to be presented.
- (3) A list prepared under sub-regulation (1) or (2) is to be —
- (a) presented to the council at the next ordinary meeting of the council after the list is prepared; and
 - (b) recorded in the minutes of that meeting.

13A. *Payments by employees via purchasing cards*

- (1) *If a local government has authorised an employee to use a credit, debit or other purchasing card, a list of payments made using the card must be prepared each month showing the following for each payment made since the last such list was prepared —*
- (a) the payee's name;
 - (b) the amount of the payment;
 - (c) the date of the payment;
 - (d) sufficient information to identify the payment.
- (2) *A list prepared under subregulation (1) must be —*
- (a) presented to the council at the next ordinary meeting of the council after the list is prepared; and
 - (b) recorded in the minutes of that meeting.

Local Government (Administration) Regulations 1996

13. *Publication of unconfirmed minutes of meetings (Act s. 5.25(1)(i))*

- (1) *The CEO must publish on the local government's official website —*
- (a) the unconfirmed minutes of each council and committee meeting that is open to members of the public;

Relevant Plans and Policy:

Policy 2.15 Procurement.

Financial Implications:

No financial implications have been identified at the time of preparing this report.

Risk Assessment:

The risk in relation to this matter is assessed as 'Medium' on the basis that if Council does not accept the payments. The risk identified would be failure to fulfil statutory regulations or compliance requirements. Shire Officer's provide a full detailed listing of payments made in a timely manner.

Consequence Likelihood	Insignificant	Minor	Moderate	Major	Extreme
	Almost Certain	Medium	High	High	Severe
Likely	Low	Medium	High	High	Severe
Possible	Low	Medium	Medium	High	High
Unlikely	Low	Low	Medium	Medium	High
Rare	Low	Low	Low	Low	Medium

Risk Rating	Action
LOW	Monitor for continuous improvement.
MEDIUM	Comply with risk reduction measures to keep risk as low as reasonably practical.
HIGH	Review risk reduction and take additional measures to ensure risk is as low as reasonably achievable.
SEVERE	Unacceptable. Risk reduction measures must be implemented before proceeding.

Community & Strategic Objectives:

This report relates to delivery of core business and services detailed in the Shire of Brookton Corporate Compendium – June 2032, duly appended to the BROOKTON Corporate Business Plan July 2022 to June 2032.

Comment:

Council has delegated, to the Chief Executive Officer, the exercise of its power to make payments from the Shire’s Municipal and Trust funds. In accordance with Regulation 13 of the *Local Government (Financial Management) Regulations 1996*, a list of accounts paid is to be provided to Council, where such delegation is made.

OFFICER’S RECOMMENDATION

That Council receive:

1. the list of accounts, totalling \$661,408.37 paid under delegated authority in accordance with Regulation 13(1) of the *Local Government (Financial Management) Regulations 1996* for the month of April 2026, as contained within Attachment 14.05.26.01A;
2. the list of credit card transactions, totalling \$3,719.13 paid in April 2026, as contained within Attachment 14.05.26.01B; and
3. the list of purchasing card transactions, totalling \$1,413.99 paid in April 2026, as contained within Attachment 14.05.26.01C.

(Simple majority vote required)

COUNCIL RESOLUTION

MOVED Cr Copping SECONDED Cr Crouch

That Council receive:

- 1. the list of accounts, totalling \$661,408.37 paid under delegated authority in accordance with Regulation 13(1) of the Local Government (Financial Management) Regulations 1996 for the month of April 2026, as contained within Attachment 14.05.26.01A;**
- 2. the list of credit card transactions, totalling \$3,719.13 paid in April 2026, as contained within Attachment 14.05.26.01B; and**
- 3. the list of purchasing card transactions, totalling \$1,413.99 paid in April 2026, as contained within Attachment 14.05.26.01C.**

CARRIED BY SIMPLE MAJORITY VOTE 6/0

**For: Cr Wallis, Cr McCabe, Cr Crouch, Cr Copping, Cr Harben, Cr Toop
Against: Nil.**

Attachments

Attachment 14.05.26.01A – List of accounts paid.

Attachment 14.05.26.01B – Credit card transactions.

Attachment 14.05.26.01C – Fuel card transactions.

List of Payments Paid in April 2026

Chq/EFT	Date	Name	Description	Amount
EFT18231	09/04/2026	AC ELECTRICS WA	REPLACE POWERPOINT 2 PLUGS TO 4 PLUGS MARCH 26 GYMOP	\$394.90
EFT18232	09/04/2026	ANDREW CRAMOND	CARAVAN PARK REFUND #15682972 2X NIGHTS POWERED CARAVAN BAY 27.03.26-29.03.26	\$68.00
EFT18233	09/04/2026	ANDREW RUSSELL	CARAVAN PARK REFUND #15930974 2X NIGHTS UNPOWERED BAY 27.03.26 - 29.03.26	\$58.00
EFT18234	09/04/2026	ARM SECURITY	ARM SECURITY QUARTLY FEES BCRC 01.04.26-30.06.26	\$141.82
EFT18235	09/04/2026	ATKINS MECHANICAL SERVICE	SUPPLY & INSTALL BRAKE CONTROLLER APRIL 26 PAV7, REPLACEMENT SEATBELTS BUS MARCH 26 PCB1, REPAIR AIR LEAK MARCH 26 PT14	\$1,338.77
EFT18236	09/04/2026	ATU SEWAGE SERVICES	ATU SERVICE, 5X CHLORINE TABLETS 200G, BLOWER FILTER OCTOBER 25 WBSHEDOP	\$221.10
EFT18237	09/04/2026	B & N EYRE BROOKTON NEWSAGENCY	ADMIN MONTHLY PURCHASES MARCH 26 NARROGIN OBSERVER, A4 PAPERX2	\$104.20
EFT18238	09/04/2026	BEDFORD ARMS HOTEL	ELECTED MEMBER REFRESHMENTS MARCH 26	\$79.00
EFT18239	09/04/2026	BOB WADDELL & ASSOCIATES PTY LTD	ASSISTANCE PROVIDED WITH FEBRUARY BAS 0.25HRS MARCH 26	\$44.00
EFT18240	09/04/2026	BOHAN (WA) PTY LTD T/A VINES MEDICAL PRACTICE	PREEMPLOYMENT MEDICAL & SCREENING ADMINISTRATION OFFICER MARCH 26	\$200.00
EFT18241	09/04/2026	BOOKEASY AUSTRALIA PTY LTD	ROOM MANAGER ONLINE BOOKING SYSTEM MARCH 26 CARAOP	\$242.00
EFT18242	09/04/2026	BROOKTON PLUMBING	FIX RETICULATION LEAK MARCH 26 CARAOP, FIX LEAKING MALE TOILET MARCH 26 CARAOP, REPAIR DAMAGED PIPE AT PUMP OUT POINT MARCH 26 CARAOP, PUMP OUT DUMP POINT MARCH 26 CARAOP	\$3,171.30
EFT18243	09/04/2026	BROOKTON PROFESSIONAL SERVICES CENTRE	BCRC RENT APRIL 26	\$1,050.00
EFT18244	09/04/2026	BROOKTON TYREPOWER	4 X RADIAL 225/55R19 103V TOURING ACTIVE INCLUDES FITTING/BALANCING DECEMBER 25 PAV6	\$950.00
EFT18245	09/04/2026	BUILDING & ENERGY	BSL PAYMENT FOR MARCH 26, 3X LEVIES COLLECTED A2775, A374, A899	\$594.65
EFT18246	09/04/2026	CHILD SUPPORT AGENCY EMPLOYER SERVICES	PAYROLL DEDUCTIONS	\$292.04
EFT18247	09/04/2026	DEANNE SWEENEY	REIMBURSEMENT OF UTILITIES JULY 25 - JUNE 26 AS PER CONTRACTUAL AGREEMENT	\$1,481.78

Chq/EFT	Date	Name	Description	Amount
EFT18248	09/04/2026	DELTA AGRIBUSINESS WA BROOKTON RURAL TRADERS	WORKS MONTHLY PURCHASES FEBRUARY 26 HOSE JOINERS, HEX NUTS, BIMETAL HOLE SAW, SILICONE, ADJUSTABLE NOZZLE, BBQ CLEANER, SCOURER, RATCHET CLAMP, VALVES, GAS LIGHTER, BATTERIES, BOLTS, GARBAGE BAGS, TAP TIMERS, PYRETHRUM, HACKSAW FRAME, ULTRAPOST PREMIUM BLACK, TAP ADAPTOR, CABLE TIES, KEY WRENCH SET	\$545.68
EFT18249	09/04/2026	DEPARTMENT OF WATER AND ENVIRONMENTAL REGULATION	LICENCE FEE BROOKTON WASTE WATER TREATMENT PLANT MARCH 26 SEWEOP	\$869.00
EFT18250	09/04/2026	FUEL DISTRIBUTORS OF WA	DIESEL 5000L @ \$2.6359P/L MARCH 26	\$13,179.50
EFT18251	09/04/2026	GREAT SOUTHERN FUEL SUPPLIES	FUEL CARD PURCHASES JANUARY 26 CEO, MCC, CSM	\$1,413.99
EFT18252	09/04/2026	GREAT SOUTHERN WASTE DISPOSAL	26.02.26 - 26.03.26 DOMESTIC RUBBISH COLLECTION 451 HOUSEHOLDS X 4 WEEKS = 1804, RECYCLING COLLECTION 335 HOUSEHOLDS X 2 WEEKS = 670, REFUSE SITE 33 LABOUR HOURS X 4 WEEKENDS = 132, 12X BINS OF WASTE, 13X BINS OF CARBOARD, RUBBOP, TIPOP	\$16,505.50
EFT18253	09/04/2026	GREG CODDINGTON	CARAVAN PARK REFUND #15682039 2X NIGHTS POWERED BAY 27.03.26 - 29.03.26	\$68.00
EFT18254	09/04/2026	HARRIYANDLE FAMILY TRUST	TECHNICAL & PROJECT MANAGEMENT SERVICES MARCH 26 YORKRRG	\$3,300.00
EFT18255	09/04/2026	HELEN NORMAN	CARAVAN PARK REFUND #15766371 2X NIGHTS POWERED CARAVAN BAY 27.03.26-29.03.26	\$68.00
EFT18256	09/04/2026	ISWEEP TOWN & COUNTRY	TOWN ROAD SWEEPING MARCH 26	\$2,475.00
EFT18257	09/04/2026	JOMAR CONTRACTING	CARAVAN PARK REFUND #15923939 3X NIGHTS WANDOO CHALET 30.03.26-02.04.26	\$621.00
EFT18258	09/04/2026	LEIGH CRESWELL	CARAVAN PARK REFUND #15913165 2X NIGHTS UNPOWERED CARAVAN BAY 27.03.26 - 29.03.26	\$58.00
EFT18259	09/04/2026	MAUREEN JAMIESON	CARAVAN PARK REFUND #15979488 1X NIGHT SALMON GUM CHALET 03.05.26	\$151.00
EFT18260	09/04/2026	MERLE HANKS	CARAVAN PARK REFUND #15979910 2X NIGHTS POWERED CARAVAN BAY 27.03.26 - 29.03.26	\$68.00
EFT18261	09/04/2026	MICHELLE ALLEN	CARAVAN PARK REFUND #15981212 2X NIGHTS POWERED BAY 27.03.26-29.03.26	\$68.00
EFT18262	09/04/2026	NEW GROUND WATER SERVICES PTY LTD	PUMP MAINTENANCE FEBRUARY 26 SEWEOP, OVALOP	\$3,890.70
EFT18263	09/04/2026	NOURISH BROOKTON	BCRC MONTHLY PURCHASES NOVEMBER 25 TISSUES, WREATH MAKING WORKSHOP SUPPLIES, WATER	\$74.43

Chq/EFT	Date	Name	Description	Amount
EFT18264	09/04/2026	PINGELLY VOLUNTEER SES UNIT	IN KIND DONATION FOR AUSTRALIA DAY VOLUNTEERS & MARQUEE HIRE JANUARY 26	\$150.00
EFT18265	09/04/2026	RICHARD NEWPORT	CARAVAN PARK REFUND #15899309 2X NIGHTS UNPOWERED CARAVAN BAY 27.03.26-29.03.26	\$58.00
EFT18266	09/04/2026	RIGHT METAL FENCING PTY LTD	DEPOSIT FOR POOL FENCING WORKS MARCH 26	\$13,444.79
EFT18267	09/04/2026	ROBERT MASTERS	CARAVAN PARK REFUND #15966784 3X NIGHTS UNPOWERED TENT SITE 09.04.26-12.04.26	\$75.00
EFT18268	09/04/2026	RUSHMORE HOLDINGS PTY LTD	TRANSPORT GRADER FOR REPAIRS & SERVICE MARCH 26 PG8, REPAIR TO HYDRAULIC HOSE LOADER MARCH 26 PL7	\$1,205.00
EFT18269	09/04/2026	SALVATORE TROLIO	CARAVAN PARK REFUND #15951433 2X NIGHTS POWDERBARK CHALET 27.03.26 - 29.03.26	\$151.00
EFT18270	09/04/2026	SHIRE OF BROOKTON	PAYROLL DEDUCTIONS	\$2,200.00
EFT18271	09/04/2026	ST JOHN AMBULANCE WESTERN AUSTRALIA LTD	FIRST AID KIT HARD CASE & SNAKE BITE BANDAGE TIPOP MARCH 26	\$78.50
EFT18272	09/04/2026	STAR TRACK EXPRESS	LIBRARY RETURN OF AUDIO BOOKS 1X BOX MARCH 26	\$37.50
EFT18273	09/04/2026	STEPHEN WATT	CARAVAN PARK REFUND #25986548 2X NIGHTS POWERED BAY 27.03.26-29.03.26	\$68.00
EFT18274	09/04/2026	STRATEGIC LEADERSHIP CONSULTING	CEO PERFORMANCE REVIEW MARCH 26	\$6,608.45
EFT18275	09/04/2026	TAMMY YARRAN	CARAVAN PARK REFUND #16049483 6X NIGHTS POWERED BAY 16.03.26-22.03.26	\$204.00
EFT18276	09/04/2026	TOLL TRANSPORT PTY LTD	TRANSPORTING ROAD SIGNS MARCH 26	\$62.62
EFT18277	09/04/2026	WA CONTRACT RANGER SERVICES	3.25HRS RANGER SERVICES 16.03.26 & 3.5HRS RANGER SERVICES 25.03.26	\$794.48
EFT18278	09/04/2026	WA LOCAL GOVERNMENT ASSN	UNDERSTANDING LOCAL GOVERNMENT ELEARNING CR HARBEN MARCH 26, LOCAL GOVERNMENT EMERGENCY MANAGEMENT FORUM 1X ATTENDEE MAY 26	\$444.00
EFT18279	09/04/2026	WALLIS COMPUTER SOLUTIONS	SECURE ERASE - DATA WIPE - CR DE LANGE LAPTOP & FREIGHT MARCH 26, SECURE ERASE - DATA WIPE & DISPOSAL MARCH 26 LP46	\$209.00
EFT18280	09/04/2026	WENDY MULLANY	CARAVAN PARK REFUND #15511413 2X NIGHTS POWERED BAY 27.03.26 - 29.03.26	\$68.00
EFT18281	13/04/2026	JULIE KANGWA	GYM KEY BOND RETURN	\$70.00
EFT18282	20/04/2026	ATO	BAS RETURN MARCH 2026	\$27,983.00
EFT18283	21/04/2026	AC ELECTRICS WA	TEST & REPAIR FAULTY LIGHT ON NE TOWER MARCH 26 OVALOP	\$178.75

Chq/EFT	Date	Name	Description	Amount
EFT18284	21/04/2026	ALTUS TRAFFIC PTY LTD	TRAFFIC CONTROL YORK WILLIAMS ROAD 12.03.26	\$2,282.90
EFT18285	21/04/2026	ANGELA TRETHERWEY	SCULPTURE COMPETITION 1ST PRIZE MARCH 26	\$10,000.00
EFT18286	21/04/2026	AUSTRALIAN NATIONAL CHARACTER CHECK	NATIONAL POLICE CLEARANCE CHECK - ADMINISTRATION OFFICER MARCH 2026	\$53.00
EFT18287	21/04/2026	BEDFORD ARMS HOTEL	ELECTED MEMBER & STAFF MEALS FOR COUNCIL MEETING APRIL 26	\$324.98
EFT18288	21/04/2026	BOB WADDELL & ASSOCIATES PTY LTD	ASSISTANCE WITH MARCH FINANCIAL STATEMENTS X6HRS APRIL 26	\$1,056.00
EFT18289	21/04/2026	BOC GASES	RENTAL CHARGES OXYGEN, ACETYLENE, ARGOSHIELD, OXYGEN MEDICAL 26.02.26 - 28.03.26 DEPOOP, POOLOP	\$59.93
EFT18290	21/04/2026	CHILD SUPPORT AGENCY EMPLOYER SERVICES	PAYROLL DEDUCTIONS	\$292.04
EFT18291	21/04/2026	CIVIC LEGAL PTY LTD	LEGAL ADVICE REGARDING WANDERING CATTLE MARCH 26	\$6,304.10
EFT18292	21/04/2026	EASYSHADE MARQUEES PTY LTD	MARQUEE FOR THANK A VOLUNTEER EVENT & YOUTH WEEK EVENT APRIL 26	\$2,299.55
EFT18293	21/04/2026	FELICITY LINDSAY	CARAVAN PARK REFUND #15142772 2X NIGHTS POWERED CARAVAN BAY 10.04.26 - 12.04.26	\$68.00
EFT18294	21/04/2026	HA HOLD CO PTY LTD	RATES REFUND FOR A2866 LOT 22 LOC 7327 GREAT SOUTHERN HIGHWAY BROOKTON 6306	\$183.90
EFT18295	21/04/2026	IMPACT MINERALS LIMITED	RATES REFUND FOR A2908 E70/05852 MINING LEASE BROOKTON WA 6306	\$747.49
EFT18296	21/04/2026	INTERFIRE AGENCIES (AUST) PTY LTD	BUSHFIRE BRIGADE PPE 25/26 MARCH 26	\$11,867.85
EFT18297	21/04/2026	JUDITH WILLIAMS	PHOTOGRAPHER SERVICES AUSTRALIA DAY JANUARY 26	\$400.00
EFT18298	21/04/2026	KAREL MARGARET RANKIN	25/26 RATES INCENTIVE PRIZE DONATED BY DANNIELLE KEATLEY RAIN & HORNE RURAL WA	\$300.00
EFT18299	21/04/2026	KEN RUSSELL	CARAVAN PARK REFUND #15205724 1X NIGHT POWDERBARK CHALET 31.07.27	\$151.00
EFT18300	21/04/2026	LAWRENCE COKER	CARAVAN PARK REFUND #15371090 1X NIGHT POWDERBARK CHALET 28.03.26	\$219.00
EFT18301	21/04/2026	NOURISH BROOKTON	CRC MONTHLY PURCHASES MARCH 26 TEASPOONS, STAFF REFRESHMENTS, CUSTOMER REFRESHMENTS, TISSUES, HAND SOAP	\$80.00
EFT18302	21/04/2026	OFFICEWORKS BUSINESS DIRECT	ADMIN STATIONERY ORDER, SOAP DISPENSERS WBOP, ADMIOPI MARCH 26	\$954.67
EFT18303	21/04/2026	RIGHT METAL FENCING PTY LTD	SUPPLY & INSTALL FENCING MARCH 26 POOLCAP	\$20,506.71

Chq/EFT	Date	Name	Description	Amount
EFT18304	21/04/2026	RISE N FIT	YOGA CLASSES & TRAVEL MARCH 26	\$918.50
EFT18305	21/04/2026	SHIRE OF BROOKTON	PAYROLL DEDUCTIONS	\$2,200.00
EFT18306	21/04/2026	ST JOHN AMBULANCE WESTERN AUSTRALIA LTD	ADULT & CHILD DEFIB PADS FOR POOL, 3X AED READY KITS MARCH 26 POOLGO, WBOP, BOWLOP	\$683.00
EFT18307	21/04/2026	STEVE NELSON	SCULPTURE COMPETITION 2ND PRIZE MARCH 26	\$5,000.00
EFT18308	21/04/2026	STUMPYS GATEWAY ROADHOUSE	WORKS MONTHLY FUEL PURCHASES MARCH 26 PM3 X3, PU44 X3, PT16 X2, PU33, PU39, PU40, PM10 X2	\$1,571.24
EFT18309	21/04/2026	TOLL TRANSPORT PTY LTD	FREIGHT FROM INTERFIRE AGENCIES FOR BUSHFIRE PPE MARCH 26	\$200.25
EFT18310	21/04/2026	WINDSOR D & J	REPAIR DAMAGED RAINWATER DOWNPIPE MARCH 26 MHALLOP	\$336.00
EFT18311	21/04/2026	WORK HEALTH PROFESSIONALS	ONSITE HEARING TESTS WORKS STAFF APRIL 2026	\$1,254.00
EFT18312	30/04/2026	AC ELECTRICS WA	REPAIR MOTOR BEARINGS TOWN IRRIGATION SUPPLY PUMP APRIL 26	\$899.80
EFT18313	30/04/2026	ADRIAN CAMPION	CARAVAN PARK REFUND REQUEST 316148396 1X NIGHT POWDERBARK CHALET 25.04.26	\$151.00
EFT18314	30/04/2026	AFGRI EQUIPMENT AUSTRALIA PTY LTD	REPLACE WIPER & MOTOR ARM MARCH 26 PL7	\$2,618.87
EFT18315	30/04/2026	ALCOLIZER TECHNOLOGY	FO PAYROLL CERTIFIED TRAINING COLLECT SPECIMENS FOR DRUGS OF ABUSE TESTING & ALCOHOL MARCH 26	\$813.90
EFT18316	30/04/2026	ATKINS MECHANICAL SERVICE	FIX PIN ON GRAB ON LOADER APRIL 26 PL7	\$192.50
EFT18317	30/04/2026	ATU SEWAGE SERVICES	ATU SERVICE FEBRUARY 26 WBSHEDOP	\$198.00
EFT18318	30/04/2026	AUSTRALIA POST	ADMIN & BCRC MONTHLY POSTAGE PURCHASES MARCH 26	\$287.74
EFT18319	30/04/2026	B & N EYRE BROOKTON NEWSAGENCY	4X A4 PAPER BCRC APRIL 26	\$174.00
EFT18320	30/04/2026	BOB WADDELL & ASSOCIATES PTY LTD	ASSISTANCE WITH MARCH BAS 1.25HRS APRIL 26	\$220.00
EFT18321	30/04/2026	BORAL CONSTRUCTION MATERIALS GROUP LTD	SUPPLY, SPRAY & COVER BITUMEN SEALING YORKRRG MARCH 26	\$161,139.21
EFT18322	30/04/2026	BROOKTON PLUMBING	UNBLOCK TOILET APRIL 26 ADMIOP, UNBLOCK LADIES TOILET APRIL 26 RRTLOP	\$330.00
EFT18323	30/04/2026	BROOKTON PROFESSIONAL SERVICES CENTRE	BCRC RENT MAY 26	\$1,050.00
EFT18324	30/04/2026	BROOKTON ROADHOUSE	WORKS MONTHLY FUEL PURCHASES MARCH 26 PU34, PT16, PU42, PU39	\$562.96
EFT18325	30/04/2026	BUILDING & CONSTRUCTION INDUSTRY TRAINING FUND	BCITF LEVY COLLECTED X1 APRIL 26 A899	\$639.75
EFT18326	30/04/2026	C & D CUTRI	LEVEL 1 BRIDGE INSPECTIONS APRIL 26	\$5,280.00

Chq/EFT	Date	Name	Description	Amount
EFT18327	30/04/2026	C.A HARTL & C.E HARTL T/A JELCOBINE FARMS	2X ANZAC DAY WREATHS APRIL 26	\$220.00
EFT18328	30/04/2026	CHILD SUPPORT AGENCY EMPLOYER SERVICES	PAYROLL DEDUCTIONS	\$292.04
EFT18329	30/04/2026	CONTRACT AQUATIC	ADDITIONAL HOURS X24 BROOKTON AQUATIC CENTRE FOR IN TERM SWIMMING LESSONS NOVEMBER/DECEMBER 25, ADDITIONAL 4X HOURS BROOKTON AQUATIC CENTRE FOR SCHOOL SWIMMING CARNIVAL 06.03.26, ADDITIONAL HOURS FOR VAC SWIM 20.12.25 - 23.12.25 X10.5HRS & ADDITIONAL HOURS FOR AUSTRALIA DAY 26.01.26 X2.5HRS	\$4,500.98
EFT18330	30/04/2026	CORSIGN WA PTY LTD	NO THROUGH ROAD SIGNS MARCH 26	\$620.40
EFT18331	30/04/2026	DELTA AGRIBUSINESS WA BROOKTON RURAL TRADERS	WORKS PPE UNIFORM ORDER 2025, WORKS MONTHLY PURCHASES MARCH 26 VALVE SOCKETS, ELBOWS, 1.5L SPRAYERS, SCOURERS/BRUSHES/CLOTHS, WINDEX, PYRETHRUM, CABLE JOINER, TIMER TAP, HEAVY DUTY WIPES, HOSE JOINER BAR, GARBAGE BAGS, MEASURING BUCKET, SPRAYER TRIGGER, GLOVES, EXTENSION CORD, NOZZLES, RATCHET CLAMPS, BROOM, PAINT BRUSH, ELECTRICAL TAPE, REPLACEMENT SLIDING DOOR MARCH 26 MHALLOP, REPLACEMENT SPRINKLER NOZZLES MARCH 26 SENIOP, ANT SPRAY & SPRAYER MARCH 26, BELT MARCH 26 PM9, PPE ADMIN OFFICE MARCH 26, PURCHASE ORBIT SATURN IV PROFESSIONAL SPRINKLER X4 MARCH 26 MADIOP, PURCHASE CAMLOCK FITTINGS FOR WATERCART MARCH 26	\$7,377.98
EFT18332	30/04/2026	EDGE PLANNING & PROPERTY	5.57HRS PLANNING SERVICES MARCH 26	\$939.27
EFT18333	30/04/2026	EDWARDS ISUZU UTE	15000KM SERVICE MARCH 26 PU42	\$507.35
EFT18334	30/04/2026	GREAT SOUTHERN SUPPLIES T/AS G&M DETERGENTS	MONTHLY CLEANING SUPPLIES ORDER MARCH 26 WBOP, MHALLOP, ADMIOP, CARAOP, DEPOOP, RRTLOP, CEMEOP, BCRC	\$1,218.42
EFT18335	30/04/2026	GREENFIELD TECHNICAL SERVICES	PROVISION OF SITE INSPECTION, PROJECT AND FINANCIAL MANAGEMENT FOR AGRN1061 SERVICES PROVIDED 01.02.26 - 28.02.26	\$292.60
EFT18336	30/04/2026	INTERFIRE AGENCIES (AUST) PTY LTD	BUSHFIRE BRIGADE PPE 25/26 MARCH 26	\$6,562.05
EFT18337	30/04/2026	IT VISION	SYNERGY SOFT TRAINING FOR FINANCE OFFICER CREDITORS, FINANCE FUNDAMENTALS X1, ADVANCED FINANCIALS X1, CREDITORS & DEBTORS X1 APRIL 26	\$2,750.00

Chq/EFT	Date	Name	Description	Amount
EFT18338	30/04/2026	LANDGATE (DOLA)	UV INTERIM - RURAL AREAS SCHEDULE R2026/1 22.11.25 - 13.03.26	\$96.96
EFT18339	30/04/2026	LEIGH ANDERSON	FO PAYROLL - REIMBURSEMENT OF PARKING FOR MOORE AUSTRALIA NUTS & BOLTS WORKSHOP 17.04.26	\$10.20
EFT18340	30/04/2026	LOCAL GOVERNMENT PROFESSIONALS AUSTRALIA WA	IPR FUNDAMENTALS TRAINING PROGRAM FOR CDO 20.05.26 & 28.05.26	\$2,810.00
EFT18341	30/04/2026	LOCK STOCK & FARRELL LOCKSMITH PTY LTD	LOCKWOOD COINED GENERATION KEY CUT & PADLOCK KEYED TO GMK1 & MK1 MARCH 26 CARAOP	\$162.69
EFT18342	30/04/2026	NEWMONT BODDINGTON PTY LTD	RATES REFUND FOR A2907 LOT E70/05835 MINING LEASE BROOKTON WA 6306	\$1,462.53
EFT18343	30/04/2026	NOURISH BROOKTON	WORKS MONTHLY PURCHASES MARCH 26 STAFF REFRESHMENTS, BCRC DUCKS IN A ROW EVENT CATERING MARCH 26, ADMIN MONTHLY PURCHASES MARCH 26 STAFF REFRESHMENTS, ELECTED MEMBER REFRESHMENTS, HAND SOAP, REFRESHMENTS - EAST SHED BFAC MEETING MARCH 26	\$300.70
EFT18344	30/04/2026	SAFEROADS	PURCHASE GUIDE POST DRIVER HEAD MARCH 26	\$851.40
EFT18345	30/04/2026	SHIRE OF BROOKTON	PAYROLL DEDUCTIONS	\$2,200.00
EFT18346	30/04/2026	THE WEST AUSTRALIAN	ADVERTISING MANAGER CORPORATE & COMMUNITY 28.03.2026	\$827.00
EFT18347	30/04/2026	TOLL TRANSPORT PTY LTD	FREIGHT FOR ROAD SIGNS APRIL 26	\$58.80
EFT18348	30/04/2026	TYREPOWER LTD	PUNCTURE REPAIR WITH TRAVEL MARCH 26 PT17, MOWER PUNCTURE REPAIR MARCH 26 PM9	\$654.50
EFT18349	30/04/2026	WA CONTRACT RANGER SERVICES	RANGER SERVICES 4HRS 30.03.26 & 3.5HRS 08.04.26	\$882.75
EFT18350	30/04/2026	WALLIS COMPUTER SOLUTIONS	SECURE ERASE & DECOMMISSIONING LP13 & LP56 MARCH 26	\$165.00
EFT18351	30/04/2026	ZIRCODATA (TOTALLY CONFIDENTIAL RECORDS)	MONTHLY STORAGE 214X ARCHIVE BOXES MARCH 26	\$56.73
DD9211.1	01/04/2026	SYNERGY	ELECTRICITY CHARGES 11.02.26 – 10.03.26 CARAOP, OVALOP, WBOP	\$2,923.66
DD9217.1	02/04/2026	TYRO PAYMENTS LIMITED	EFTPOS TRANSACTION & MACHINE RENTAL FEES CRC 28.02.26 – 27.03.26	\$30.94
DD9221.1	07/04/2026	WATER CORPORATION OF WA	WATER CHARGES 15.01.26 - 12.03.26 MEMPOP	\$10,426.95
DD9221.2	07/04/2026	TELSTRA CORPORATION	MONTHLY WIRELESS M2M DATA PLAN 16.03.26 TO 15.04.26 OVALOP, SEWEOP, PT19, PT20	\$31.48
DD9233.1	14/04/2026	AWARE SUPER PTY LTD	PAYROLL DEDUCTIONS	\$5,076.32
DD9233.2	14/04/2026	REST INDUSTRY SUPER	PAYROLL DEDUCTIONS	\$657.71

Chq/EFT	Date	Name	Description	Amount
DD9233.3	14/04/2026	COLONIAL FIRST STATE CHOICE WHOLESALE PERSONAL SUPER	PAYROLL DEDUCTIONS	\$623.80
DD9233.4	14/04/2026	MLC NOMINEES PTY LIMITED	SUPERANNUATION CONTRIBUTIONS	\$587.00
DD9233.5	14/04/2026	SANDHURST TRUSTEES	SUPERANNUATION CONTRIBUTIONS	\$1,066.16
DD9233.6	14/04/2026	HUB24 SUPERFUND	SUPERANNUATION CONTRIBUTIONS	\$386.37
DD9233.7	14/04/2026	AUSTRALIAN SUPER PTY LTD	SUPERANNUATION CONTRIBUTIONS	\$3,626.87
DD9233.8	14/04/2026	THE TRUSTEE FOR JOHNS FAMILY SUPER FUND	SUPERANNUATION CONTRIBUTIONS	\$566.47
DD9233.9	14/04/2026	EQUIP SUPER	SUPERANNUATION CONTRIBUTIONS	\$631.66
DD9235.1	14/04/2026	SHIRE OF BROOKTON - MASTERCARD CESM	CESM CREDIT CARD PURCHASES MARCH 26 FEES ONLY	\$4.00
DD9235.2	14/04/2026	SHIRE OF BROOKTON - MASTERCARD MCC	MCC CREDIT CARD PURCHASES MARCH 26 SHIRE OF BROOKTON - SEPTIC TANK APPLICATION ROBINSON ROAD PUBLIC TOILETS, ACMA - RENEWAL OF LICENCES 254488/1 & 254489/1, GALLERY HOTEL - BCRC ACCOMMODATION FOR SAFETY REP TRAINING, CREDIT CARD FEES	\$2,077.00
DD9235.3	14/04/2026	SHIRE OF BROOKTON - MASTERCARD CEO	CEO CREDIT CARD PURCHASES MARCH 26 STARLINK -INTERNET CHARGES WB EVA PAVILION, WBSHEDOP, EBSHEDOP 06.03.26 - 05.04.2026, STARLINK - INTERNET CHARGES CESM VEHICLE 06.03.26 - 05.04.26, VIBE PETROLEUM OAKFORD - FUEL CEO VEHICLE, SINCH MESSAGE MEDIA - MONTHLY ACCESS FEE 01.03.26- 31.03.26, ST JOHNS – AMBULANCE CALL OUT FEE FOR STAFF MEMBER, AMPOL GOSNELLS - FUEL CEO VEHICLE, CREDIT CARD FEES	\$1,638.13
DD9235.4	14/04/2026	TELSTRA CORPORATION	MESSAGE BANK FOR HARVEST & FIRE BANS 23.03.26 - 22.04.26	\$6.00
DD9235.5	14/04/2026	3E ADVANTAGE PTY LTD	ADMIN & BCRC PRINTING & PHOTOCOPIER COSTS MARCH 26	\$2,718.71
DD9242.1	20/04/2026	SYNERGY	ELECTRICITY CHARGES 31.01.26 - 26.03.26 HAPPY VALLEY	\$1,957.18
DD9247.1	21/04/2026	TELSTRA CORPORATION	ADMIN MOBILE CHARGES MARCH 26 BMO, CEO, WC, MCC, MIW, CARAOP, POOLOP, CESM, TIO	\$653.41
DD9247.2	21/04/2026	SYNERGY	ELECTRICITY CHARGES 28.02.26 - 26.03.26 MADIOP	\$1,299.76
DD9249.1	22/04/2026	SYNERGY	ELECTRICITY CHARGES 28.01.26 - 27.03.26 DRAIOP	\$7,489.71
DD9251.1	23/04/2026	SYNERGY	ELECTRICITY CHARGES 28.01.26 - 26.03.26 RWSTOP	\$1,613.16
DD9259.1	28/04/2026	AWARE SUPER PTY LTD	PAYROLL DEDUCTIONS	\$5,119.33
DD9259.2	28/04/2026	REST INDUSTRY SUPER	PAYROLL DEDUCTIONS	\$837.69
DD9259.3	28/04/2026	COLONIAL FIRST STATE CHOICE WHOLESALE PERSONAL SUPER	PAYROLL DEDUCTIONS	\$623.80

Chq/EFT	Date	Name	Description	Amount
DD9259.4	28/04/2026	MLC NOMINEES PTY LIMITED	SUPERANNUATION CONTRIBUTIONS	\$541.12
DD9259.5	28/04/2026	SANDHURST TRUSTEES	SUPERANNUATION CONTRIBUTIONS	\$1,066.16
DD9259.6	28/04/2026	HUB24 SUPERFUND	SUPERANNUATION CONTRIBUTIONS	\$386.37
DD9259.7	28/04/2026	AUSTRALIAN SUPER PTY LTD	SUPERANNUATION CONTRIBUTIONS	\$3,626.95
DD9259.8	28/04/2026	THE TRUSTEE FOR JOHNS FAMILY SUPER FUND	SUPERANNUATION CONTRIBUTIONS	\$566.47
DD9259.9	28/04/2026	EQUIP SUPER	SUPERANNUATION CONTRIBUTIONS	\$631.02
DD9261.1	30/04/2026	TYRO PAYMENTS LIMITED	EFTPOS TRANSACTION & DEVICE RENTAL FEES 25.03.26 - 24.04.26 ADMIN	\$159.35
DD9261.2	30/04/2026	SYNERGY	ELECTRICITY CHARGES 11.03.26 - 07.04.26 CARAOP, OVALOP, WBOP	\$2,183.82
DD9263.1	28/04/2026	SYNERGY	ELECTRICITY CHARGES 25.02.26 - 24.03.26 185X STREETLIGHTS	\$2,763.15
DD9233.10	14/04/2026	HOSTPLUS	SUPERANNUATION CONTRIBUTIONS	\$521.66
DD9233.11	14/04/2026	AUSTRALIAN RETIREMENT TRUST	SUPERANNUATION CONTRIBUTIONS	\$323.80
DD9259.10	28/04/2026	HOSTPLUS	SUPERANNUATION CONTRIBUTIONS	\$521.66
DD9259.11	28/04/2026	AUSTRALIAN RETIREMENT TRUST	SUPERANNUATION CONTRIBUTIONS	\$323.80
1566.1	01/04/2026	CBA MERCHA - BANK FEE - MERCHANT FEE	BANK FEE - MERCHANT FEE	\$2.00
1566.1	01/04/2026	EWAY - CARAVAN PARK BOOKING SYSTEM FEES	CARAVAN PARK BOOKING SYSTEM FEES	\$2.70
1566.1	01/04/2026	CBA MERCHA - BANK FEE - MERCHANT FEE	BANK FEE - MERCHANT FEE	\$50.00
1567.1	02/04/2026	EWAY - CARAVAN PARK BOOKING SYSTEM FEES	CARAVAN PARK BOOKING SYSTEM FEES	\$21.42
1567.1	02/04/2026	CBA MERCHA - BANK FEE - MERCHANT FEE	BANK FEE - TYRO FEE CRC	\$30.94
1567.1	06/04/2026	CBA MERCHA - BANK FEE - MERCHANT FEE	BANK FEE - TYRO	-\$30.94
1568.1	07/04/2026	EWAY - CARAVAN PARK BOOKING SYSTEM FEES	CARAVAN PARK BOOKING SYSTEM FEES	\$7.32
1568.1	07/04/2026	CBA MERCHA - BANK FEE - MERCHANT FEE	BANK FEE - MERCHANT FEE	\$44.70
1568.1	08/04/2026	EWAY - CARAVAN PARK BOOKING SYSTEM FEES	CARAVAN PARK BOOKING SYSTEM FEES	\$7.98
1568.1	08/04/2026	EWAY - CARAVAN PARK BOOKING SYSTEM FEES	CARAVAN PARK BOOKING SYSTEM FEES	\$2.97
1569.1	10/04/2026	EWAY - CARAVAN PARK BOOKING SYSTEM FEES	CARAVAN PARK BOOKING SYSTEM FEES	\$13.10
1569.1	09/04/2026	EWAY - CARAVAN PARK BOOKING SYSTEM FEES	CARAVAN PARK BOOKING SYSTEM FEES	\$6.48
1570.1	15/04/2026	CBA MERCHA - BANK FEE - MERCHANT FEE	BANK FEE - DE FEES	\$3.40
1570.1	15/04/2026	EWAY - CARAVAN PARK BOOKING SYSTEM FEES	CARAVAN PARK BOOKING SYSTEM FEES	\$39.20
1570.1	14/04/2026	EWAY - CARAVAN PARK BOOKING SYSTEM FEES	CARAVAN PARK BOOKING SYSTEM FEES	\$6.22
1570.1	17/04/2026	EWAY - CARAVAN PARK BOOKING SYSTEM FEES	CARAVAN PARK BOOKING SYSTEM FEES	\$2.84
1570.1	16/04/2026	EWAY - CARAVAN PARK BOOKING SYSTEM FEES	CARAVAN PARK BOOKING SYSTEM FEES	\$16.70
1571.1	20/04/2026	EWAY - CARAVAN PARK BOOKING SYSTEM FEES	CARAVAN PARK BOOKING SYSTEM FEES	\$6.22

Chq/EFT	Date	Name	Description	Amount
1571.1	21/04/2026	EWAY - CARAVAN PARK BOOKING SYSTEM FEES	CARAVAN PARK BOOKING SYSTEM FEES	\$6.40
1571.1	22/04/2026	CBA MERCHA - BANK FEE - MERCHANT FEE	BANK FEE - TRANSFER FEE	\$2.00
1571.1	22/04/2026	EWAY - CARAVAN PARK BOOKING SYSTEM FEES	CARAVAN PARK BOOKING SYSTEM FEES	\$43.10
1572.1	23/04/2026	EWAY - CARAVAN PARK BOOKING SYSTEM FEES	CARAVAN PARK BOOKING SYSTEM FEES	\$2.66
1572.1	27/04/2026	EWAY - CARAVAN PARK BOOKING SYSTEM FEES	CARAVAN PARK BOOKING SYSTEM FEES	\$4.48
1572.1	24/04/2026	EWAY - CARAVAN PARK BOOKING SYSTEM FEES	CARAVAN PARK BOOKING SYSTEM FEES	\$12.14
1573.1	28/04/2026	EWAY - CARAVAN PARK BOOKING SYSTEM FEES	CARAVAN PARK BOOKING SYSTEM FEES	\$7.92
1573.1	30/04/2026	EWAY - CARAVAN PARK BOOKING SYSTEM FEES	CARAVAN PARK BOOKING SYSTEM FEES	\$16.99
1573.1	29/04/2026	EWAY - CARAVAN PARK BOOKING SYSTEM FEES	CARAVAN PARK BOOKING SYSTEM FEES	\$4.50
PAYJRUN*1317	31/03/2026	SALARIES & WAGES	WEEK 40 - PPE 31.03.26	\$65,343.63
PAYJRUN*1319	14/04/2026	SALARIES & WAGES	WEEK 42 - PPE 14.04.26	\$69,230.09
PAYJRUN*1321	28/04/2026	SALARIES & WAGES	WEEK 44 - PPE 28.04.26	\$71,642.97
				\$661,408.37

List of Credit Card Transactions Paid in April 2026

Shire of Brookton - Bendigo Bank Mastercard – CESM

Direct Debit	Date	Description	Amount
DD9235.1	14.04.2026	CREDIT CARD FEES	\$4.00
		TOTAL	\$4.00

Shire of Brookton - Bendigo Bank Mastercard – CEO

Direct Debit	Date	Description	Amount
DD9235.3	14.04.2026	STARLINK - INTERNET CHARGES WB EVA PAVILION 06.03.26 – 05.04.26	150.00
		STARLINK - INTERNET CHARGES WBSHEDOP 06.03.26 – 05.04.26	108.00
		STARLINK - INTERNET CHARGES EBSHEDOP 06.03.26 – 05.04.26	108.00
		STARLINK - INTERNET CHARGES FOR CESM VEHICLE - MINI MONTHLY SUBSCRIPTION 06.03.26 – 05.04.26	80.00
		07.03.26 VIBE PETROLEUM OAKFORD - CEO VEHICLE FUEL	97.83
		SINCH MESSAGE MEDIA - MONTHLY ACCESS FEE 01.03.26 – 31.03.26	487.73
		ST JOHNS – AMBULANCE CALL OUT FEE FOR STAFF MEMBER 17.03.26	541.00
		22.03.26 AMPOL GOSNELLS - CEO VEHICLE FUEL	61.57
		MARCH CREDIT CARD FEES	4.00
		TOTAL	\$1,638.13

Shire of Brookton - Bendigo Bank Mastercard - CEO

Direct Debit	Date	Description	Amount
DD9235.2	14.04.2026	09.03.26 SHIRE OF BROOKTON - SEPTIC TANK APPLICATION ROBINSON ROAD PUBLIC TOILETS	236.00
		09.03.26 ACMA - RENEWAL OF LICENCES 254488/1 & 254489/1	1141.00
		16.03.26 GALLERY HOTEL - BCRCC ACCOMMODATION FOR SAFETY REP TRAINING	696.00
		MARCH CREDIT CARD FEES	4.00
		TOTAL	\$2,077.00

List of Fuel Card Transactions Paid in April 2026

Shire of Brookton - Fuel card - CESM

Chq/EFT	Date	Description	Amount
EFT18251	09.04.26	06.01.26 51.93L @ \$1.719L	89.27
		10.01.26 62.95L @ \$1.779L	111.99
		16.01.26 75.66L @ \$1.9149L	144.88
		18.01.26 58.47L @ \$1.769L	103.43
		20.01.26 54.56L @ \$1.9149L	104.48
		21.01.26 75.19L @ \$1.6990L	127.75
		2X DISTRIBUTOR CARDS	5.50
		2X CARD FEES	0.76
		TOTAL	\$ 688.06

Shire of Brookton - Fuel Card - MCC

Chq/EFT	Date	Description	Amount
EFT18251	09.04.26	03.01.26 63.38L @ \$1.85L	117.25
		12.01.26 66.24L @ \$1.85L	122.54
		19.01.26 58.27L @ \$1.85L	107.80
		23.01.26 27.32L @ \$1.85L	50.54
		28.01.26 41.35L @ \$1.85L	76.50
		5X CARD FEES	1.90
		TOTAL	\$476.53

Shire of Brookton - Fuel Card - CEO

Chq/EFT	Date	Description	Amount
EFT18251	09.04.26	04.01.26 47.85L @ \$1.764L	84.41
		21.01.26 49.39L @ \$1.85L	91.37
		29.01.26 39.18L @ \$1.85L	72.48
		3X CARD FEES	1.14
		TOTAL	\$249.40

14.05.26.02 STATEMENT OF FINANCIAL ACTIVITY FOR THE PERIOD ENDED 30 APRIL 2026

File No:	FIN007
Date of Meeting:	21 May 2026
Location/Address:	N/A
Name of Applicant:	Shire of Brookton
Name of Owner:	Shire of Brookton
Author/s:	Bob Waddell - Bob Waddell and Associates Pty Ltd
Authorising Officer:	Gary Sherry – Chief Executive Officer
Declaration of Interest:	The authors have no financial interest in this matter
Voting Requirements:	Simple Majority
Previous Report:	16 April 2026

Summary of Item:

The Statement of Financial Activity for the period ending 30 April 2026 together with associated commentaries are present for Council's consideration.

Description of Proposal:

That Council receives the Statement of Financial Activity for the period ended 30 April 2026, as presented.

Background:

In accordance with regulation 34 of the *Local Government (Financial Management) Regulations 1996*, the Shire is to prepare a monthly Statement of Financial Activity for approval by Council. December and January's reports are presented in February as Council does not meet in January.

Consultation:

Reporting officers receive monthly updates to track expenditure and income.

Statutory Environment:

Section 6.4 of the *Local Government Act 1995* requires a Local Government to prepare an annual financial statement for the preceding year and other financial reports as they prescribed.

Regulation 34(1) of the *Local Government (Financial Management) Regulations 1996* as amended requires the Local Government to prepare monthly financial statements and report on actual performance against what was set out in the annual budget.

Relevant Plans and Policy:

There is no Council Policy relevant to this item.

Financial Implications:

The Budget is regularly monitored on at least a monthly basis, by the Chief Executive Officer and the Manager Corporate & Community. Responsible Officers are also required to review their particular line items for anomalies each month, with a major review in accordance with the *Local Government (Financial Management) Regulations 1996*, regulation 33A, council is required to carry out a review of its annual budget for that year by the last day of February.

Any material variances that have an impact on the outcome of the budgeted closing surplus position are detailed in the Monthly Financial Report contained within attachment 14.05.26.02A.

Risk Assessment:

The risk in relation to this matter is assessed as ‘Low’ on the basis that if Council does not receive the Monthly Financial Reports for the month reported leading to the Shire not meeting legislative requirements on financial reporting. The risk identified would be failure to fulfil statutory regulations or compliance requirements.

Consequence	Insignificant	Minor	Moderate	Major	Extreme
Likelihood					
Almost Certain	Medium	High	High	Severe	Severe
Likely	Low	Medium	High	High	Severe
Possible	Low	Medium	Medium	High	High
Unlikely	Low	Low	Medium	Medium	High
Rare	Low	Low	Low	Low	Medium

Risk Rating	Action
LOW	Monitor for continuous improvement.
MEDIUM	Comply with risk reduction measures to keep risk as low as reasonably practical.
HIGH	Review risk reduction and take additional measures to ensure risk is as low as reasonably achievable.
SEVERE	Unacceptable. Risk reduction measures must be implemented before proceeding.

Community & Strategic Objectives:

This item relates to delivery of core business and services detailed in the Shire of Brookton Corporate Compendium – June 2032, duly appended to the BROOKTON Corporate Business Plan July 2022 to June 2032.

Comment:

The Monthly Financial Reports has been prepared in accordance with statutory requirements.

OFFICER’S RECOMMENDATION

That Council, accordance with Section 6.4 of the Local Government Act 1995 and Regulation 34 of the Local Government (Financial Management) Regulations 1995, receives the Monthly Statements of Financial Activity for the Period Ended 30 April 2026, as presented in Attachment 14.05.26.02A.

(Simple majority vote required)

OCM 05.26-04**COUNCIL RESOLUTION**

MOVED Cr McCabe SECONDED Cr Copping

That Council, accordance with Section 6.4 of the Local Government Act 1995 and Regulation 34 of the Local Government (Financial Management) Regulations 1995, receives the Monthly Statements of Financial Activity for the Period Ended 30 April 2026, as presented in Attachment 14.05.26.02A.

CARRIED BY SIMPLE MAJORITY VOTE 6/0

***For: Cr Wallis, Cr McCabe, Cr Crouch, Cr Copping, Cr Harben, Cr Toop
Against: Nil.***

Attachment

Attachment 14.05.26.02A – Statement of Financial Activity for 30 April 2026.

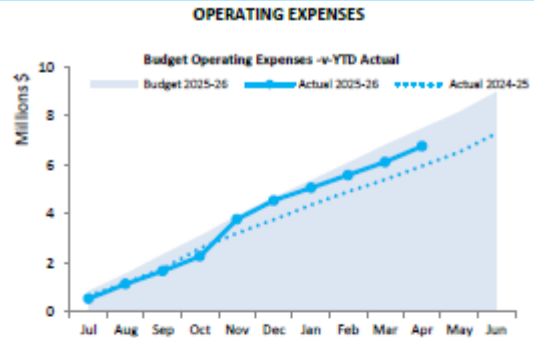
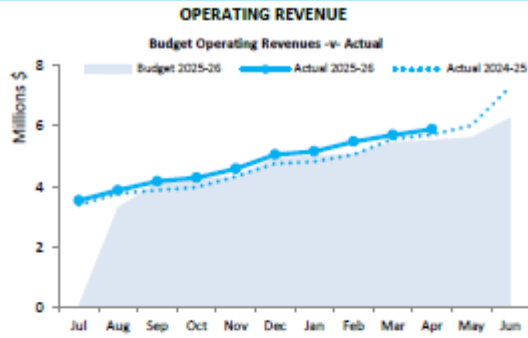
MONTHLY FINANCIAL REPORT
 (Containing the Statement of Financial Activity)
FOR THE PERIOD ENDED 30 APRIL 2026

LOCAL GOVERNMENT ACT 1995
LOCAL GOVERNMENT (FINANCIAL MANAGEMENT) REGULATIONS 1996

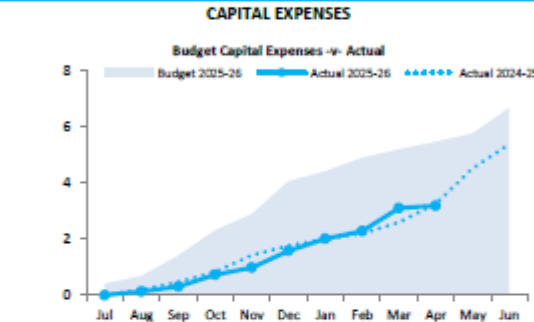
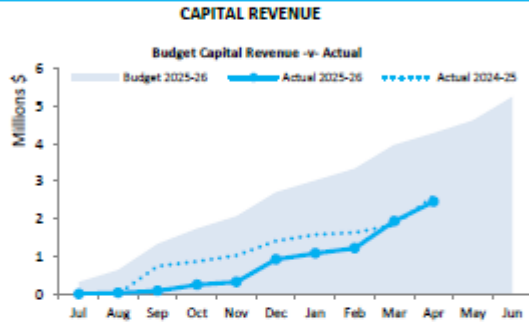
TABLE OF CONTENTS

Summary Information - Graphs	2
Executive Summary	3
Statement of Financial Activity by Nature	4
Statement of Financial Activity by Program	6
Basis of Preparation	8
Note 1 Statement of Financial Activity Information	9
Note 1 Statement of Financial Activity Information (Alternative Presentation)	10
Note 2 Cash and Financial Assets	11
Note 3 Receivables	12
Note 4 Other Current Assets	13
Note 5 Payables	14
Note 6 Rate Revenue	15
Note 7 Disposal of Assets	16
Note 8 Capital Acquisitions	17
Note 9 Borrowings	20
Note 10 Lease Liabilities	21
Note 11 Reserve Accounts	22
Note 12 Other Current Liabilities	23
Note 13 Grants, subsidies and contributions	24
Note 14 Capital grants, subsidies and contributions	25
Note 15 Trust Fund	26
Note 16 Budget Amendments	27
Note 17 Explanation of Material Variances	28


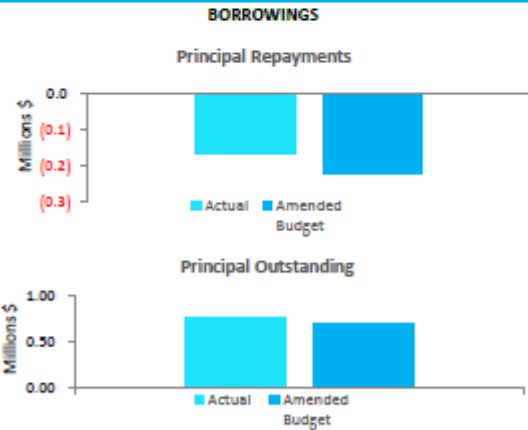
OPERATING ACTIVITIES



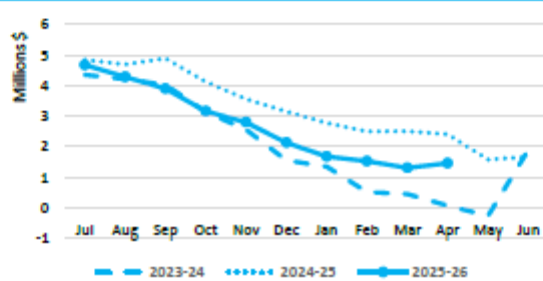
INVESTING ACTIVITIES



FINANCING ACTIVITIES



Closing funding surplus / (deficit)



This information is to be read in conjunction with the accompanying Financial Statements and Notes.

Funding surplus / (deficit) Components

Funding surplus / (deficit)				
	Adopted Budget	YTD Budget (a)	YTD Actual (b)	Var. \$ (b)-(a)
Opening	\$1.58 M	\$1.66 M	\$1.66 M	\$0.00 M
Closing	\$0.00 M	\$0.60 M	\$1.46 M	\$0.86 M

Refer to Statement of Financial Activity

Cash and cash equivalents		
	\$13.76 M	% of total
Unrestricted Cash	\$0.91 M	6.6%
Restricted Cash	\$12.85 M	93.4%

Refer to Note 2 - Cash and Financial Assets

Payables		
	\$0.40 M	% Outstanding
Trade Payables	\$0.25 M	
0 to 30 Days		98.4%
Over 30 Days		0.0%
Over 90 Days		1.5%

Refer to Note 5 - Payables

Receivables		
	\$1.34 M	% Collected
Rates Receivable	\$0.36 M	90.4%
Trade Receivable	\$0.99 M	% Outstanding
Over 30 Days		48.7%
Over 90 Days		22.1%

Refer to Note 3 - Receivables

Key Operating Activities

Amount attributable to operating activities			
Adopted Budget	YTD Budget (a)	YTD Actual (b)	Var. \$ (b)-(a)
(\$0.49 M)	\$0.12 M	\$1.31 M	\$1.19 M

Refer to Statement of Financial Activity

Rates Revenue		
YTD Actual	\$3.27 M	% Variance
YTD Budget	\$3.26 M	0.1%

Refer to Statement of Financial Activity

Grants, Subsidies and Contributions		
YTD Actual	\$1.00 M	% Variance
YTD Budget	\$0.98 M	2.9%

Refer to Note 13 - Operating Grants and Contributions

Fees and Charges		
YTD Actual	\$0.82 M	% Variance
YTD Budget	\$0.63 M	30.5%

Refer to Statement of Financial Activity

Key Investing Activities

Amount attributable to investing activities			
Adopted Budget	YTD Budget (a)	YTD Actual (b)	Var. \$ (b)-(a)
(\$3.22 M)	(\$2.78 M)	(\$1.09 M)	\$1.69 M

Refer to Statement of Financial Activity

Proceeds on sale		
YTD Actual	\$0.13 M	%
Adopted Budget	\$0.16 M	(15.1%)

Refer to Note 7 - Disposal of Assets

Asset Acquisition		
YTD Actual	\$2.75 M	% Spent
Adopted Budget	\$5.20 M	(47.2%)

Refer to Note 8 - Capital Acquisitions

Capital Grants and Contributions		
YTD Actual	\$1.51 M	% Received
Adopted Budget	\$1.80 M	(16.1%)

Refer to Note 8 - Capital Acquisitions

Key Financing Activities

Amount attributable to financing activities			
Adopted Budget	YTD Budget (a)	YTD Actual (b)	Var. \$ (b)-(a)
\$2.12 M	\$1.61 M	(\$0.42 M)	(\$2.03 M)

Refer to Statement of Financial Activity

Borrowings		
Principal repayments	\$0.16 M	
Interest expense	\$0.03 M	
Principal due	\$0.77 M	

Refer to Note 9 - Borrowings

Reserves		
Reserves balance	\$12.85 M	
Interest earned	\$0.25 M	0.0%

Refer to Note 11 - Cash Reserves

Lease Liability		
Principal repayments	\$0.00 M	
Interest expense	\$0.00 M	
Principal due	\$0.02 M	

Refer to Note 10 - Lease Liabilities

This information is to be read in conjunction with the accompanying Financial Statements and notes.

REVENUE

RATES

All rates levied under the *Local Government Act 1995*. Includes general, differential, specified area rates, minimum rates, interim rates, back rates, ex-gratia rates, less discounts and concessions offered. Excludes administration fees, interest on instalments, interest on arrears, service charges and sewerage rates.

GRANTS, SUBSIDIES AND CONTRIBUTIONS

Refers to all amounts received as grants, subsidies and contributions that are not non-operating grants.

CAPITAL GRANTS, SUBSIDIES AND CONTRIBUTIONS

Amounts received specifically for the acquisition, construction of new or the upgrading of identifiable non financial assets paid to a local government, irrespective of whether these amounts are received as capital grants, subsidies, contributions or donations.

REVENUE FROM CONTRACTS WITH CUSTOMERS

Revenue from contracts with customers is recognised when the local government satisfies its performance obligations under the contract.

FEES AND CHARGES

Revenues (other than service charges) from the use of facilities and charges made for local government services, sewerage rates, rentals, hire charges, fee for service, photocopying charges, licences, sale of goods or information, fines, penalties and administration fees. Local governments may wish to disclose more detail such as rubbish collection fees, rental of property, fines and penalties, and other fees and charges.

SERVICE CHARGES

Service charges imposed under *Division 6 of Part 6 of the Local Government Act 1995*. *Regulation 54 of the Local Government (Financial Management) Regulations 1996* identifies these as television and radio broadcasting, underground electricity and neighbourhood surveillance services. Exclude rubbish removal charges.

INTEREST REVENUE

Interest and other items of a similar nature received from bank and investment accounts, interest on rate instalments, interest on rate arrears and interest on debtors.

OTHER REVENUE / INCOME

Other revenue, which can not be classified under the above headings, includes dividends, discounts, rebates, reimbursements etc.

PROFIT ON ASSET DISPOSAL

Excess of assets received over the net book value for assets on their disposal.

EXPENSES

EMPLOYEE COSTS

All costs associated with the employment of person such as salaries, wages, allowances, benefits such as vehicle and housing, superannuation, employment expenses, removal expenses, relocation expenses, worker's compensation insurance, training costs, conferences, safety expenses, medical examinations, fringe benefit tax, etc.

MATERIALS AND CONTRACTS

All expenditures on materials, supplies and contracts not classified under other headings. These include supply of goods and materials, legal expenses, maintenance agreements, communication expenses, advertising expenses, membership, periodicals, publications, hire expenses, rental, postage and freight etc. Local governments may wish to disclose more detail such as contract services, consultancy, information technology, rental or lease expenditures.

UTILITIES (GAS, ELECTRICITY, WATER)

Expenditures made to the respective agencies for the provision of power, gas or water. Exclude expenditures incurred for the reinstatement of roadwork on behalf of these agencies.

INSURANCE

All insurance other than worker's compensation and health benefit insurance included as a cost of employment.

LOSS ON ASSET DISPOSAL

Shortfall between the value of assets received over the net book value for assets on their disposal.

DEPRECIATION

Depreciation expense raised on all classes of assets. Excluding Land.

FINANCE COSTS

Interest and other costs of finance paid, including costs of finance for loan debentures, overdraft accommodation and refinancing expenses.

OTHER EXPENDITURE

Statutory fees, taxes, allowance for impairment of assets, member's fees or State taxes. Donations and subsidies made to community groups.

STATEMENT OF FINANCIAL ACTIVITY
FOR THE PERIOD ENDED 30 APRIL 2026

BY NATURE

	Ref Note	Adopted Budget (a)	Amended Budget	YTD Budget (b)	YTD Actual (c)	Variance \$ (c) - (b)	Variance % ((c) - (b))/(b)	Var.
		\$	\$	\$	\$	\$	%	
OPERATING ACTIVITIES								
Revenue from operating activities								
Rates		3,264,056	3,264,056	3,264,056	3,266,487	2,431	0.07%	
Grants, subsidies and contributions	13	1,183,646	1,237,525	976,058	1,004,429	28,371	2.91%	
Fees and charges		695,934	745,166	625,742	816,874	191,132	30.54%	▲
Interest revenue		309,326	513,836	275,269	319,672	44,403	16.13%	▲
Other revenue		459,197	490,562	375,976	447,537	71,561	19.03%	▲
Profit on disposal of assets	7	23,502	23,502	23,502	1,852	(21,650)	(92.12%)	▼
		5,935,661	6,274,647	5,540,603	5,856,852	316,249	5.71%	
Expenditure from operating activities								
Employee costs		(2,947,669)	(2,860,829)	(2,302,855)	(2,045,199)	257,656	11.19%	▲
Materials and contracts		(2,797,644)	(2,932,951)	(2,482,196)	(2,014,191)	468,005	18.85%	▲
Utility charges		(262,666)	(257,166)	(214,020)	(161,761)	52,259	24.42%	▲
Depreciation		(2,428,295)	(2,428,295)	(2,023,370)	(2,181,501)	(158,131)	(7.82%)	
Finance costs		(53,632)	(53,632)	(43,145)	(34,193)	8,952	20.75%	
Insurance expenses		(232,447)	(232,447)	(232,412)	(232,068)	344	0.15%	
Other expenditure		(103,278)	(152,442)	(126,720)	(61,540)	65,180	51.44%	▲
Loss on disposal of assets	7	(45,524)	(45,524)	(45,524)	(20,702)	24,822	54.53%	▲
		(8,871,155)	(8,963,286)	(7,470,242)	(6,751,154)	719,088	(9.63%)	
Non-cash amounts excluded from operating activities	1(a)	2,450,317	2,450,317	2,045,392	2,200,350	154,958	7.58%	
Amount attributable to operating activities		(485,177)	(238,322)	115,753	1,306,048	1,190,295	1028.31%	
INVESTING ACTIVITIES								
Inflows from investing activities								
Proceeds from capital grants, subsidies and contributions	14	1,796,744	2,118,900	1,660,455	1,507,691	(152,764)	(9.20%)	
Proceeds from disposal of assets	7	156,000	156,000	156,000	132,441	(23,559)	(15.10%)	▼
Proceeds from financial assets at amortised cost - self supporting loans	9	32,086	32,086	16,043	15,769	(274)	(1.71%)	
		1,984,830	2,306,986	1,832,498	1,655,901	(176,597)	(9.64%)	
Outflows from investing activities								
Payments for inventories, property, plant and equipment and infrastructure	8	(5,202,033)	(5,098,512)	(4,615,745)	(2,748,020)	1,867,725	40.46%	▲
		(5,202,033)	(5,098,512)	(4,615,745)	(2,748,020)	1,867,725	(40.46%)	▲
Amount attributable to investing activities		(3,217,203)	(2,791,526)	(2,783,247)	(1,092,119)	1,691,128	(60.76%)	▲
FINANCING ACTIVITIES								
Inflows from financing activities								
Transfer from reserves	11	3,383,589	2,938,129	2,448,440	804,320	(1,644,120)	(67.15%)	▼
		3,383,589	2,938,129	2,448,440	804,320	(1,644,120)	(67.15%)	▼
Outflows from financing activities								
Repayment of borrowings	9	(222,321)	(222,321)	(166,379)	(164,874)	1,505	0.90%	
Payments for principal portion of lease liabilities	10	(1,622)	(1,622)	(1,622)	(1,622)	0	0.03%	
Transfer to reserves	11	(1,035,169)	(1,345,095)	(672,547)	(1,055,577)	(383,030)	(56.95%)	▼
		(1,259,112)	(1,569,038)	(840,548)	(1,222,073)	(381,525)	45.39%	▼
Amount attributable to financing activities		2,124,477	1,369,091	1,607,892	(417,753)	(2,025,645)	(125.98%)	
MOVEMENT IN SURPLUS OR DEFICIT								
Net current assets at start of financial year - surplus/(deficit)	1(c)	1,577,903	1,660,757	1,660,757	1,660,758	1	0.00%	
Amount attributable to operating activities		(485,177)	(238,322)	115,753	1,306,048	1,190,295	1028.31%	
Amount attributable to investing activities		(3,217,203)	(2,791,526)	(2,783,247)	(1,092,119)	1,691,128	(60.76%)	▲
Amount attributable to financing activities		2,124,477	1,369,091	1,607,892	(417,753)	(2,025,645)	(125.98%)	
Net current assets at end of financial year - surplus/(deficit)	1(c)	0	0	601,155	1,456,934	855,779	(142.36%)	▲

KEY INFORMATION

▲ ▼ Indicates a variance between Year to Date (YTD) Budget and YTD Actual data as per the adopted materiality threshold.

Refer to Note 17 for an explanation of the reasons for the variance.

This statement is to be read in conjunction with the accompanying Financial Statements and Notes.

Shire operations as disclosed in these financial statements encompass the following service orientated activities/programs.

PROGRAM NAME AND OBJECTIVES	ACTIVITIES
<p>GOVERNANCE</p> <p>To provide a decision making process for the efficient allocation of scarce resources.</p>	<p>Administration and operations of facilities and services to members of Council. Other costs that relate to the tasks of assisting elected members and ratepayers on matters which do not concern specific council services.</p>
<p>GENERAL PURPOSE FUNDING</p> <p>To collect revenue to allow for the provision of services.</p>	<p>Rates, general purpose grants and interest revenue.</p>
<p>LAW, ORDER, PUBLIC SAFETY</p> <p>To provide services to help ensure a safer community.</p>	<p>Supervision of various by-laws, fire prevention, emergency services and animal control.</p>
<p>HEALTH</p> <p>To provide an operational framework for good community health.</p>	<p>Inspection of food outlets and their control, provision of meat inspection services, noise control and waste disposal compliance.</p>
<p>EDUCATION AND WELFARE</p> <p>The Shire of Brookton provides low cost housing and Seniors accommodation units.</p>	<p>Support and provide assistance to senior citizens and other voluntary services.</p>
<p>HOUSING</p> <p>Provision and maintenance of rental housing to staff and non-staff tenants.</p>	<p>Provision and maintenance of rental housing to staff and non-staff tenants.</p>
<p>COMMUNITY AMENITIES</p> <p>Provision and maintenance of a sewerage overflow system; street; household and commercial refuse collection; refuse disposal site; administration of a town planning scheme; public conveniences and Brookton cemetery.</p>	<p>Rubbish collection services, operation of rubbish disposal sites, litter control, construction and maintenance of urban storm water drains, protection of the environment and administration of town planning scheme, cemetery and public conveniences</p>
<p>RECREATION AND CULTURE</p> <p>To establish and manage efficiently infrastructure and resources which will help the social well being of the community.</p>	<p>Maintenance of halls, aquatic centre, recreation centre and reserves, parks and gardens, library service, cultural and heritage services and facilities.</p>
<p>TRANSPORT</p> <p>Construction and maintenance of RAV network including traffic signs, footpaths, bridges, culverts and other drains, street cleaning and lighting of streets. Townscape projects and the maintenance of a works depot.</p>	<p>Construction and maintenance of roads, streets, footpaths, depots, cycle ways, parking facilities and traffic control. Cleaning of streets and maintenance of street trees, street lighting etc.</p>
<p>ECONOMIC SERVICES</p> <p>Tourism and promotion of Brookton, operation of Brookton Caravan Park, Brookton Community Resource Centre, building control and land care development of the Brookton district.</p>	<p>Tourism and area promotion including the maintenance and operation of a caravan park. Provision of rural services including weed control, vermin control and stand pipes. Building control.</p>
<p>OTHER PROPERTY AND SERVICES</p> <p>Private works and indirect cost allocation pools for plant operation and public works.</p>	<p>Private works operations, public works operation, plant operation costs, gross salaries and wages.</p>

STATEMENT OF FINANCIAL ACTIVITY
FOR THE PERIOD ENDED 30 APRIL 2026

BY PROGRAM

	Note	Adopted Annual Budget	Amended Annual Budget (d)	YTD Budget (a)	YTD Actual (b)	Var. \$ (b)-(a)	Var. % (b)-(a)/(a)	Var. ▲▼	Significant Var. S
		\$	\$	\$	\$	\$	%		
OPERATING ACTIVITIES									
Revenue from operating activities									
Governance		5,010	5,875	5,550	5,885	335	6.03%	▲	
General Purpose Funding - Rates	6	3,264,056	3,264,056	3,264,056	3,266,487	2,431	0.07%	▲	
General Purpose Funding - Other		779,663	1,051,152	625,439	682,474	57,035	9.12%	▲	
Law, Order and Public Safety		394,225	398,475	312,578	288,248	(24,330)	(7.78%)	▼	
Health		300	300	250	418	168	67.06%	▲	
Education and Welfare		57,338	62,780	52,310	60,356	8,046	15.38%	▲	
Housing		136,186	136,186	76,650	95,659	19,009	24.80%	▲	S
Community Amenities		470,081	493,721	487,401	501,823	14,422	2.96%	▲	
Recreation and Culture		34,540	39,940	35,229	50,109	14,880	42.24%	▲	S
Transport		338,025	338,025	285,699	275,182	(10,517)	(3.68%)	▼	
Economic Services		430,837	428,737	349,291	521,986	172,695	49.44%	▲	S
Other Property and Services		25,400	55,400	46,150	108,225	62,075	134.51%	▲	S
		5,935,661	6,274,647	5,540,603	5,856,852	316,249	5.71%	▲	
Expenditure from operating activities									
Governance		(735,385)	(784,896)	(602,691)	(535,823)	66,868	11.09%	▲	S
General Purpose Funding		(485,778)	(510,179)	(423,096)	(364,841)	58,255	13.77%	▲	S
Law, Order and Public Safety		(780,050)	(774,378)	(645,016)	(656,068)	(11,052)	(1.71%)	▼	
Health		(24,067)	(23,567)	(19,156)	(16,815)	2,341	12.22%	▲	
Education and Welfare		(135,611)	(120,111)	(100,706)	(74,622)	26,084	23.90%	▲	S
Housing		(186,353)	(162,853)	(136,598)	(102,511)	34,087	24.93%	▲	S
Community Amenities		(763,673)	(786,456)	(664,054)	(542,551)	121,503	18.30%	▲	S
Recreation and Culture		(1,165,801)	(1,195,088)	(1,017,855)	(946,671)	71,184	6.99%	▲	
Transport		(3,593,672)	(3,599,442)	(3,010,138)	(2,865,744)	144,394	4.80%	▲	
Economic Services		(946,337)	(910,403)	(761,229)	(611,919)	149,310	19.61%	▲	S
Other Property and Services		(54,428)	(95,913)	(89,703)	(33,589)	56,114	62.33%	▲	S
		(8,871,155)	(8,963,286)	(7,470,242)	(6,751,154)	719,088	9.63%	▲	
Non-cash amounts excluded from operating activities	1(a)	2,450,317	2,450,317	2,045,392	2,200,350	154,958	7.38%		
Amount attributable to operating activities		(485,177)	(238,322)	115,753	1,306,048	1,190,295	1028.31%		
INVESTING ACTIVITIES									
Inflows from investing activities									
Proceeds from capital grants, subsidies and contributions	14	1,796,744	2,118,900	1,660,455	1,507,691	(192,764)	(9.20%)	▼	
Proceeds from Disposal of Assets	7	156,000	156,000	156,000	132,441	(23,559)	(15.10%)	▼	S
Proceeds from financial assets at amortised cost - self supporting loans	9	32,086	32,086	16,043	15,769	(274)	(1.71%)	▼	
		1,984,830	2,306,986	1,832,498	1,655,901	(176,597)	(9.64%)	▼	
Outflows from investing activities									
Payments for inventories, property, plant and equipment and infrastructure	8	(5,202,033)	(5,098,512)	(4,615,745)	(2,748,020)	1,867,723	40.46%	▲	S
		(5,202,033)	(5,098,512)	(4,615,745)	(2,748,020)	1,867,723	(40.46%)	▲	
Amount attributable to investing activities		(3,217,203)	(2,791,526)	(2,783,247)	(1,092,119)	1,691,128	(60.76%)	▲	
FINANCING ACTIVITIES									
Inflows from financing activities									
Transfer from Reserves	11	3,383,589	2,938,129	2,448,440	804,320	(1,644,120)	(67.15%)	▼	S
		3,383,589	2,938,129	2,448,440	804,320	(1,644,120)	(67.15%)	▼	
Outflows from financing activities									
Repayment of borrowings	9	(222,321)	(222,321)	(166,379)	(164,874)	1,505	0.90%	▲	
Payments for principal portion of lease liabilities	10	(1,622)	(1,622)	(1,622)	(1,622)	0	0.03%	▲	
Transfer to Reserves	11	(1,035,169)	(1,345,095)	(672,547)	(1,055,577)	(383,030)	(56.95%)	▼	S
		(1,259,112)	(1,569,038)	(840,548)	(1,222,073)	(381,525)	(45.39%)	▼	
Amount attributable to financing activities		2,124,477	1,369,091	1,607,892	(417,753)	(2,025,645)	(125.98%)	▼	
MOVEMENT IN SURPLUS OR DEFICIT									
Net current assets at start of financial year - surplus/(deficit)	1	1,577,903	1,660,757	1,660,757	1,660,758	1	0.00%	▲	
Amount attributable to operating activities		(485,177)	(238,322)	115,753	1,306,048	1,190,295	1028.31%		
Amount attributable to investing activities		(3,217,203)	(2,791,526)	(2,783,247)	(1,092,119)	1,691,128	(60.76%)	▲	
Amount attributable to financing activities		2,124,477	1,369,091	1,607,892	(417,753)	(2,025,645)	(125.98%)	▼	
Net current assets at end of financial year - surplus/(deficit)	1	0	0	601,155	1,456,934	855,779	(142.36%)	▲	

KEY INFORMATION

▲ ▼ Indicates a variance between Year to Date (YTD) Budget and YTD Actual data as per the adopted materiality threshold. Refer to Note 17 for an explanation of the reasons for the variance. The material variance adopted by Council for the 2025/26 year is \$10,000 and 10%.

This statement is to be read in conjunction with the accompanying Financial Statements and notes.

BASIS OF PREPARATION

The financial report has been prepared in accordance with Australian Accounting Standards (as they apply to local governments and not-for-profit entities) and interpretations of the Australian Accounting Standards Board, and the *Local Government Act 1995* and accompanying Regulations.

The *Local Government Act 1995* and accompanying Regulations take precedence over Australian Accounting Standards where they are inconsistent.

The *Local Government (Financial Management) Regulations 1996* specify that vested land is a right-of-use asset to be measured at cost, and is considered a zero cost concessionary lease. All right-of-use assets under zero cost concessionary leases are measured at zero cost rather than at fair value, except for vested improvements on concessionary land leases such as roads, buildings or other infrastructure which continue to be reported at fair value, as opposed to the vested land which is measured at zero cost. The measurement of vested improvements at fair value is a departure from AASB 16 which would have required the Shire to measure any vested improvements at zero cost.

Accounting policies which have been adopted in the preparation of this financial report have been consistently applied unless stated otherwise. Except for cash flow and rate setting information, the financial report has been prepared on the accrual basis and is based on historical costs, modified, where applicable, by the measurement at fair value of selected non-current assets, financial assets and liabilities.

THE LOCAL GOVERNMENT REPORTING ENTITY

All funds through which the Shire controls resources to carry on its functions have been included in the financial statements forming part of this financial report.

All monies held in the Trust Fund are excluded from the financial statements. A separate statement of those monies appears at Note 15 to these financial statements.

SIGNIFICANT ACCOUNTING POLICES

CRITICAL ACCOUNTING ESTIMATES

The preparation of a financial report in conformity with Australian Accounting Standards requires management to make judgements, estimates and assumptions that effect the application of policies and reported amounts of assets and liabilities, income and expenses.

The estimates and associated assumptions are based on historical experience and various other factors believed to be reasonable under the circumstances; the results of which form the basis of making the judgements about carrying values of assets and liabilities not readily apparent from other sources. Actual results may differ from these estimates.

The balances, transactions and disclosures impacted by accounting estimates are as follows:

- estimation of fair values of certain financial assets
- estimation of fair values of fixed assets shown at fair value
- impairment of financial assets

GOODS AND SERVICES TAX

Revenues, expenses and assets are recognised net of the amount of GST, except where the amount of GST incurred is not recoverable from the Australian Taxation Office (ATO). Receivables and payables are stated inclusive of GST receivable or payable. The net amount of GST recoverable from, or payable to, the ATO is included with receivables or payables in the statement of financial position. Cash flows are presented on a gross basis. The GST components of cash flows arising from investing or financing activities which are recoverable from, or payable to, the ATO are presented as operating cash flows.

ROUNDING OFF FIGURES

All figures shown in this statement are rounded to the nearest dollar.

PREPARATION TIMING AND REVIEW

Date prepared: All known transactions up to 30 April 2026

(a) Non-cash items excluded from operating activities

The following non-cash revenue and expenditure has been excluded from operating activities within the Statement of Financial Activity in accordance with *Financial Management Regulation 32*.

	Notes	Adopted Budget	Amended Budget	YTD Budget (a)	YTD Actual (b)
		\$	\$	\$	\$
Non-cash items excluded from operating activities					
Adjustments to operating activities					
Less: Profit on asset disposals	7	(23,502)	(23,502)	(23,502)	(1,852)
Add: Loss on asset disposals	7	45,524	45,524	45,524	20,702
Add: Depreciation on assets		2,428,295	2,428,295	2,023,370	2,181,501
Total non-cash items excluded from operating activities		2,450,317	2,450,317	2,045,392	2,200,350

(b) Adjustments to net current assets in the Statement of Financial Activity

The following current assets and liabilities have been excluded from the net current assets used in the Statement of Financial Activity in accordance with *Financial Management Regulation 32* to agree to the surplus/(deficit) after imposition of general rates.

		Adopted Budget Opening 30 June 2025	Amended Budget Opening 30 June 2025	Last Year Closing 30 June 2025	Year to Date 30 April 2026
Adjustments to net current assets					
Less: Reserves - restricted cash	11	(12,600,298)	(12,600,298)	(12,600,298)	(12,851,555)
Less: - Financial assets at amortised cost - self supporting loans	4	(32,086)	(32,086)	(32,086)	(16,317)
Add: Borrowings	9	222,321	222,321	222,321	57,446
Add: Lease liabilities	10	1,622	1,622	1,622	0
Total adjustments to net current assets		(12,408,441)	(12,408,441)	(12,408,442)	(12,810,426)

(c) Net current assets used in the Statement of Financial Activity

Current assets					
Cash and cash equivalents	2	2,089,647	2,089,647	2,172,337	3,307,938
Financial assets at amortised cost	4	12,632,384	12,632,384	12,600,298	10,453,177
Rates receivables	3	152,766	152,766	152,766	289,820
Receivables	3	356,315	356,315	356,315	986,651
Other current assets	4	105,749	105,749	137,836	62,229
Less: Current liabilities					
Payables	5	(593,222)	(593,222)	(608,764)	(397,286)
Borrowings	9	(222,321)	(222,321)	(222,321)	(57,446)
Contract liabilities	12	(160,528)	(160,528)	(144,822)	(4,898)
Lease liabilities	10	(1,622)	(1,622)	(1,622)	0
Provisions	12	(372,824)	(372,824)	(372,824)	(372,824)
Less: Total adjustments to net current assets	1(b)	(12,408,441)	(12,408,441)	(12,408,442)	(12,810,426)
Closing funding surplus / (deficit)		1,577,903	1,577,903	1,660,758	1,456,934

CURRENT AND NON-CURRENT CLASSIFICATION

In the determination of whether an asset or liability is current or non-current, consideration is given to the time when each asset or liability is expected to be settled. Unless otherwise stated assets or liabilities are classified as current if expected to be settled within the next 12 months, being the Council's operational cycle.

STATEMENT OF FINANCIAL ACTIVITY INFORMATION (ALTERNATE PRESENTATION)

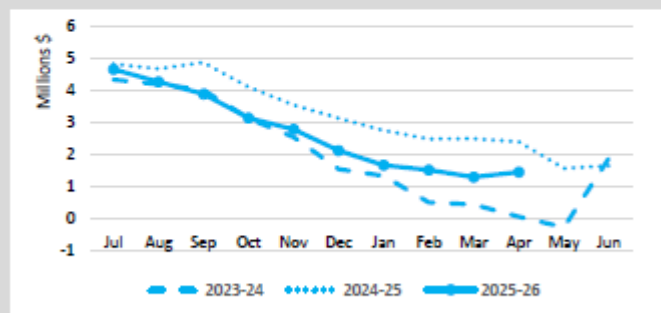
Adjusted Net Current Assets	Note	Last Years Closing 30/06/2025	This Time Last Year 30/04/2025	Year to Date Actual 30/04/2026
		\$	\$	\$
Current Assets				
Cash Unrestricted	2	2,172,337	3,070,791	909,559
Cash Restricted - Reserves	2	12,600,298	12,470,253	12,851,555
Receivables - Rates	3	152,766	171,623	289,820
Receivables - Other	3	356,315	556,801	986,651
Other Financial Assets	4	32,086	15,239	16,317
Inventories	4	57,012	5,567	45,912
		15,419,552	16,290,274	15,099,815
Less: Current Liabilities				
Payables	5	(591,407)	(170,428)	(377,386)
Contract Liabilities/Capital Grant and Contribution Liabilities	12	(144,822)	(857,696)	(4,898)
Bonds & Deposits	5	(17,357)	(19,050)	(19,900)
Loan and Lease Liability	9	(223,942)	(53,136)	(57,446)
Provisions	12	(372,824)	(353,756)	(372,824)
		(1,350,352)	(1,454,066)	(832,454)
Less: Cash Reserves	11	(12,600,298)	(12,470,253)	(12,851,555)
Add Back: Loan and Lease Liability		223,942	53,136	57,446
Less: Loan Receivable - clubs/institutions		(32,086)	(15,239)	(16,317)
Net Current Funding Position		1,660,758	2,403,851	1,456,934

SIGNIFICANT ACCOUNTING POLICIES

Please see Note 1(a) for information on significant accounting policies relating to Net Current Assets.

KEY INFORMATION

The amount of the adjusted net current assets at the end of the period represents the actual surplus (or deficit if the figure is a negative) as presented on the Rate Setting Statement.



This Year YTD
Surplus(Deficit)
\$1.46 M

Last Year YTD
Surplus(Deficit)
\$2.4 M

NOTES TO THE STATEMENT OF FINANCIAL ACTIVITY
FOR THE PERIOD ENDED 30 APRIL 2026

OPERATING ACTIVITIES
NOTE 2
CASH AND FINANCIAL ASSETS

Description	Classification	Unrestricted \$	Restricted \$	Total Cash \$	Trust \$	Institution	Interest Rate	Maturity Date
Cash on hand								
Cash Floats	Cash and cash equivalents	550		550		N/A	NIL	On hand
At Call Deposits								
Municipal Cash At Bank	Cash and cash equivalents	353,427		353,427		Bendigo	0.00%	N/A
Municipal Cash At Bank (Cash Management A/C)	Cash and cash equivalents	35,683		35,683		Bendigo	1.25%	N/A
Municipal Term Deposit	Cash and cash equivalents	500,000		500,000		WATC	3.55%	0CD
Bond Cash At Bank	Cash and cash equivalents	19,900		19,900		Bendigo	0.00%	N/A
Term Deposits								
Reserves Cash At Bank	Cash and cash equivalents		2,398,378	2,398,378		Bendigo	2.95%	20/06/2026
Reserves Cash At Bank	Financial assets at amortised cost		10,453,177	10,453,177		WATC	4.01%	22/06/2026
Total		909,559	12,851,555	13,761,115	0			
Comprising								
Cash and cash equivalents		909,559	2,398,378	3,307,938	0			
Financial assets at amortised cost		0	10,453,177	10,453,177	0			
		909,559	12,851,555	13,761,115	0			

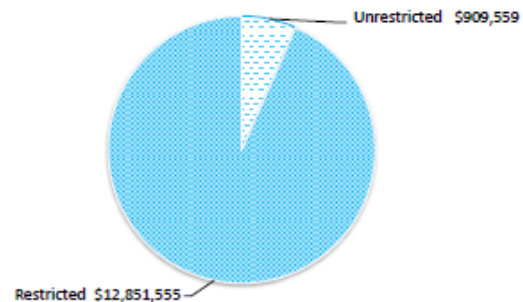
KEY INFORMATION

Cash and cash equivalents include cash on hand, cash at bank, deposits available on demand with banks and other short term highly liquid investments with original maturities of three months or less that are readily convertible to known amounts of cash and which are subject to an insignificant risk of changes in value. Bank overdrafts are reported as short term borrowings in current liabilities in the statement of net current assets.

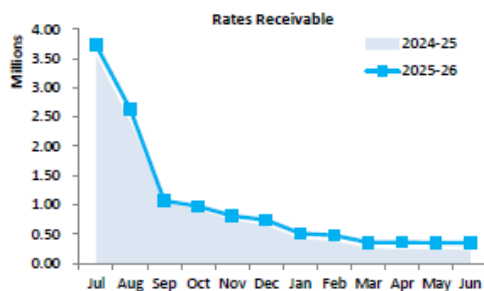
The local government classifies financial assets at amortised cost if both of the following criteria are met:

- the asset is held within a business model whose objective is to collect the contractual cashflows, and
- the contractual terms give rise to cash flows that are solely payments of principal and interest.

Financial assets at amortised cost held with registered financial institutions are listed in this note other financial assets at amortised cost are provided in Note 4 - Other assets.



Rates receivable	30 June 2025	30 Apr 2026
	\$	\$
Opening arrears previous years	167,905	221,097
Levied this year	3,375,487	3,502,934
Less - collections to date	(3,322,294)	(3,365,880)
Gross rates collectable	221,097	358,151
Net rates collectable	221,097	358,151
% Collected	93.8%	90.4%



Receivables - general	Credit	Current	30 Days	60 Days	90+ Days	Total
	\$	\$	\$	\$	\$	\$
Receivables - general	0	257,732	428,357	1,784	195,245	883,118
Percentage	0.0%	29.2%	48.5%	0.2%	22.1%	
Balance per trial balance						
Sundry receivable						883,118
GST receivable						16,505
Other Receivables						31,668
Receivable - Employee Related Provisions - Current						55,361
Total receivables general outstanding						986,651

Amounts shown above include GST (where applicable)

KEY INFORMATION

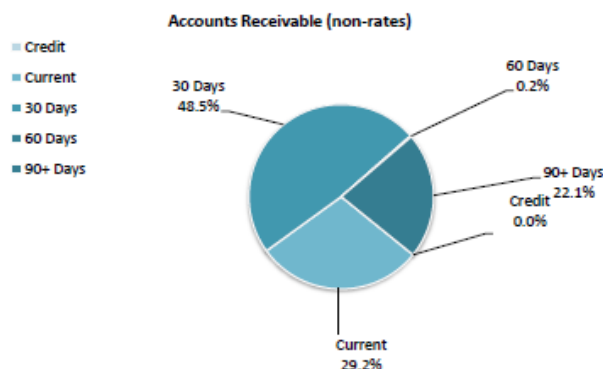
Trade and other receivables include amounts due from ratepayers for unpaid rates and service charges and other amounts due from third parties for goods sold and services performed in the ordinary course of business.

Trade receivables are recognised at original invoice amount less any allowances for uncollectable amounts (i.e. impairment). The carrying amount of net trade receivables is equivalent to fair value as it is due for settlement within 30 days.

Classification and subsequent measurement

Receivables which are generally due for settlement within 30 days except rates receivables which are expected to be collected within 12 months are classified as current assets. All other receivables such as, deferred pensioner rates receivable after the end of the reporting period are classified as non-current assets.

Trade and other receivables are held with the objective to collect the contractual cashflows and therefore the Shire measures them subsequently at amortised cost using the effective interest rate method.



	Opening Balance 1 July 2025	Asset Increase	Asset Reduction	Closing Balance 30 April 2026
	\$	\$	\$	\$
Other current assets				
Other financial assets at amortised cost				
Financial assets at amortised cost - self supporting loans	32,086	0	(15,769)	16,317
Inventory				
Fuel and materials (including gravel)	57,012	0	(11,100)	45,912
Accrued income/prepayments	48,737	0	(48,737)	0
Total other current assets	137,836	0	(75,607)	62,229

Amounts shown above include GST (where applicable)

KEY INFORMATION

Other financial assets at amortised cost

The Shire classifies financial assets at amortised cost if both of the following criteria are met:

- the asset is held within a business model whose objective is to collect the contractual cashflows, and
- the contractual terms give rise to cash flows that are solely payments of principal and interest.

Inventory

Inventories are measured at the lower of cost and net realisable value.

Net realisable value is the estimated selling price in the ordinary course of business less the estimated costs of completion and the estimated costs necessary to make the sale.

Payables - general	Credit	Current	30 Days	60 Days	90+ Days	Total
	\$	\$	\$	\$	\$	\$
Payables - general	0	243,839	54	0	3,800	247,692
Percentage	0%	98.4%	0%	0%	1.5%	
Balance per trial balance						
Sundry creditors						247,692
Other creditors						8,520
ATO liabilities						28,636
Payroll creditors						59,558
Bonds and deposits held						19,900
Prepaid (Excess) Rates						32,980
Total payables general outstanding						397,286

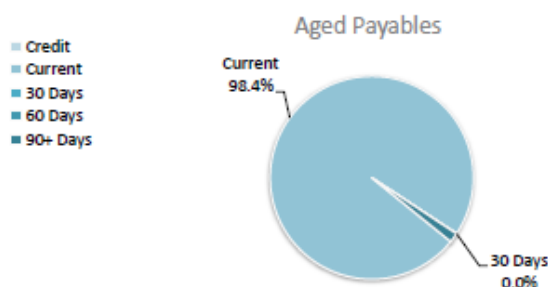
Amounts shown above include GST (where applicable)

KEY INFORMATION

Trade and other payables represent liabilities for goods and services provided to the Shire prior to the end of the period that are unpaid and arise when the Shire becomes obliged to make future payments in respect of the purchase of these goods and services.

The amounts are unsecured, are recognised as a current liability and are normally paid within 30 days of recognition.

The carrying amounts of trade and other payables are considered to be the same as their fair values, due to their short-term nature.



NOTES TO THE STATEMENT OF FINANCIAL ACTIVITY
FOR THE PERIOD ENDED 30 APRIL 2026

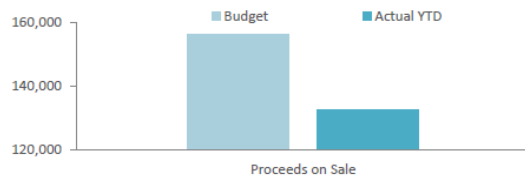
OPERATING ACTIVITIES
NOTE 6
RATE REVENUE

General rate revenue	Budget							YTD Actual			
	Rate in \$ (cents)	Number of Properties	Rateable Value	Rate Revenue	Interim Rate	Back Rate	Total Revenue	Rate Revenue	Interim Rates	Back Rates	Total Revenue
RATE TYPE				\$	\$	\$	\$	\$	\$	\$	\$
Gross rental value											
Residential	0.07217	257	4,991,820	360,260	0	0	360,260	360,260	3,350	115	363,724
Industrial	0.07217	5	106,990	7,721	0	0	7,721	7,721	0	0	7,721
Commercial	0.07217	19	867,425	63,739	0	0	62,602	65,729	(313)	0	65,416
GRV	0.07217	2	387,500	27,966	0	0	27,966	27,966	0	0	27,966
Unimproved value											
Unimproved	0.00535	201	404,271,000	2,162,850	0	0	2,162,850	2,162,850	(1,427)	(3,309)	2,158,114
Sub-Total		484	410,624,735	2,622,536	0	0	2,621,399	2,624,526	1,610	(3,194)	2,622,941
Minimum payment	Minimum \$										
Residential	995	73	235,473	72,635	0	0	72,635	72,635	0	0	72,635
Industrial	995	2	10,920	1,990	0	0	1,990	1,990	0	0	1,990
Commercial	995	14	108,046	13,930	0	0	13,930	13,930	0	0	13,930
GRV	995	1	8,100	995	0	0	995	995	0	0	995
Unimproved	1,663	174	29,400,490	289,362	0	0	289,362	289,362	0	0	289,362
Sub-total		264	29,763,029	378,912	0	0	378,912	378,912	0	0	378,912
		748	440,387,764	3,001,448	0	0	3,000,311	3,003,438	1,610	(3,194)	3,001,853
Concession							(1,900)				(1,039)
Amount from general rates							2,998,411				3,000,814
Sewerage - GRV - Rate in Dollar	0.05411	163	369,085	196,911			196,911	198,790	(237)	0	198,554
Sewerage Rates Minimum	731	36	190,314	26,316			26,316	24,854	0	0	24,854
Ex-gratia rates (CBH)	Tonnage	2		42,418			42,418				42,266
Total general rates							3,264,056		0	0	3,266,487
Total		748					3,264,056				3,266,487

KEY INFORMATION

Prepaid rates are, until the taxable event for the rates has occurred, refundable at the request of the ratepayer. Rates received in advance give rise to a financial liability. On 1 July 2025 the prepaid rates were recognised as a financial asset and a related amount was recognised as a financial liability and no income was recognised. When the taxable event occurs the financial liability is extinguished and income recognised for the prepaid rates that have not been refunded.

Asset Ref.	Asset description	Budget				YTD Actual			
		Net Book Value	Proceeds	Profit	(Loss)	Net Book Value	Proceeds	Profit	(Loss)
		\$	\$	\$	\$	\$	\$	\$	\$
	Plant and equipment								
	Governance								
PAV6	2021 MAZDA CX-8 DIESEL FWD - 01B0	39,570	25,000	0	(14,570)	42,000	25,455	0	(16,545)
PAV317	2022 MITSUBISHI TRITON MR4X47 4X4 DUAL CAB - MIW	28,113	25,000	0	(3,113)	30,344	29,091	0	(1,254)
PU38	2022 ISUZU D-MAX 4X2 SINGLE CAB - BMO	25,925	15,000		(10,925)	25,630	22,727	0	(2,903)
	Transport								
PR9	2012 BOMAG SMOOTH DRUM ROLLER - B05416	37,292	50,000	12,708	0	0	34,260	0	0
PPT4	BARTCO PORTABLE TRAFFIC LIGHT SYSTEM & TRAILER	7,792	1,000	0	(6,792)	0	0	0	0
PTS	PORTABLE MESSAGE BOARD TRAILER	10,062	5,000	0	(5,062)	0	0	0	0
PT6	PORATABLE MESSAGE BOARD TRAILER	10,062	5,000	0	(5,062)	0	0	0	0
PU33	MITSUBISHI MR4L20 GLX 4.2 SINGLE CAB UTILITY-BO039	15,000	15,000	0	0	15,000	16,364	1,364	0
PU37	2014 FOTON TUNLAND UTE	4,206	15,000	10,794	0	4,057	4,545	489	0
		178,022	156,000	23,502	(45,524)	117,031	132,441	1,852	(20,702)



Capital acquisitions	Adopted	Amended		YTD Actual	YTD Actual Variance
	Budget	Budget	YTD Budget		
	\$	\$	\$	\$	\$
Buildings	2,684,583	2,562,704	2,166,538	447,866	(1,718,672)
Furniture and equipment	151,500	152,892	147,388	132,105	(15,283)
Plant and equipment	593,000	593,000	593,000	508,764	(84,236)
Infrastructure - roads	1,320,111	1,338,088	1,317,149	1,359,581	42,432
Infrastructure - footpaths	75,000	75,000	70,830	62,858	(7,972)
Infrastructure - parks and gardens	41,000	41,000	41,000	12,045	(28,955)
Infrastructure - sewerage	329,339	329,339	274,440	218,312	(56,128)
Infrastructure - water	7,500	6,489	5,400	6,489	1,089
Payments for Capital Acquisitions	5,202,033	5,098,512	4,615,745	2,748,020	(1,867,725)
Capital Acquisitions Funded By:					
	\$	\$	\$	\$	\$
Capital grants and contributions	1,796,744	2,118,900	1,626,583	1,507,691	(118,892)
Other (disposals & C/Pwd)	156,000	156,000	156,000	132,441	(23,559)
Plant and Vehicle Reserve	593,000	593,000	508,138	508,138	0
Furniture & Equipment Reserve	178,710	178,710	132,203	132,203	0
Sewerage Scheme Reserve	199,680	199,680	130,950	130,950	0
Building and Facility Reserve	304,583	304,583	33,029	33,029	0
Infrastructure Reserve	97,616	97,616	0	0	0
Innovations & Development Reserve	1,564,540	1,564,540	0	0	0
Contribution - operations	311,160	(114,517)	2,028,841	303,568	(1,725,274)
Capital funding total	5,202,033	5,098,512	4,615,745	2,748,020	(1,867,725)

SIGNIFICANT ACCOUNTING POLICIES

Each class of fixed assets within either plant and equipment or infrastructure, is carried at cost or fair value as indicated less, where applicable, any accumulated depreciation and impairment losses.

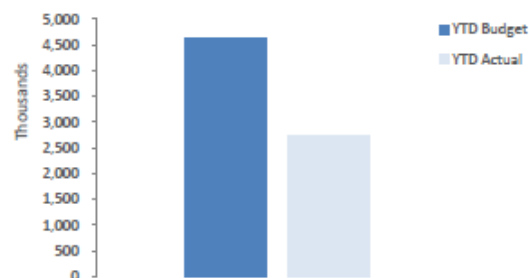
Assets for which the fair value as at the date of acquisition is under \$5,000 are not recognised as an asset in accordance with *Financial Management Regulation 17A (5)*. These assets are expensed immediately.

Where multiple individual low value assets are purchased together as part of a larger asset or collectively forming a larger asset exceeding the threshold, the individual assets are recognised as one asset and capitalised.


Initial recognition and measurement for assets held at cost
Plant and equipment including furniture and equipment is recognised at cost on acquisition in accordance with *Financial Management Regulation 17A*. Where acquired at no cost the asset is initially recognise at fair value. Assets held at cost are depreciated and assessed for impairment annually.

Initial recognition and measurement between mandatory revaluation dates for assets held at fair value
In relation to this initial measurement, cost is determined as the fair value of the assets given as consideration plus costs incidental to the acquisition. For assets acquired at zero cost or otherwise significantly less than fair value, cost is determined as fair value at the date of acquisition. The cost of non-current assets constructed by the Shire includes the cost of all materials used in construction, direct labour on the project and an appropriate proportion of variable and fixed overheads.

Payments for Capital Acquisitions



Capital expenditure total
Level of completion indicators




Percentage Year to Date Actual to Annual Budget expenditure where the expenditure over budget highlighted in red.

Level of completion indicator, please see table at the end of this note for further detail.

Account Number	Job Number	Balance Sheet Category	Account/Job Description	Adopted	Amended	YTD Budget	YTD Actual	Variance (Under)/Over
				Budget	Budget			
				\$	\$	\$	\$	\$
Buildings								
E042510	SHADCAP	9230	SHADE SHETER - ADMINISTRATION OFFICE	(15,000)	(15,000)	(15,000)	(10,169)	(4,831)
Total - Governance				(15,000)	(15,000)	(15,000)	(10,169)	(4,831)
E054510	EBSHEDCAP	9230	EAST BROOKTON BFB SHED	(56,583)	(56,583)	(47,150)	(49,933)	2,783
Total - Law, Order & Public Safety				(56,583)	(56,583)	(47,150)	(49,933)	2,783
E087511	U133CAP	9230	INDE U1 33 WHITTINGTON ST IMPROVEMENTS	0	(14,172)	(11,810)	(6,789)	(5,021)
Total - Education & Welfare				0	(14,172)	(11,810)	(6,789)	(5,021)
Housing								
E091511	SHCOSFC3	9230	HOSUING PROGRAM ADDITIONAL STAFF HOUSING	(500,000)	0	0	0	0
E091515	10MACAP	9230	10 MARSH AVE	(12,000)	(12,000)	(10,000)	(11,770)	1,770
E092510	RLANDCAP	9230	PURCHASE ADDITIONAL RESIDENTIAL LAND - STOCK	(45,000)	(45,000)	(37,500)	0	(37,500)
Total - Housing				(557,000)	(57,000)	(47,500)	(11,770)	(35,730)
Community Amenities								
E105510	ROBIATU	9230	FUJICLEAN ATU SEWER TREATMENT SYSTEM ROBINSON RD PUB	0	(26,300)	(21,910)	(26,300)	4,390
Total - Community Amenities				0	(26,300)	(21,910)	(26,300)	4,390
Recreation And Culture								
E111512		9230	KWEDA HALL RENEWAL	(8,500)	0	0	0	0
E111511	MHALLSFC	9230	MEMORIAL HALL RENEWALS	(100,000)	(100,000)	(100,000)	0	(100,000)
E112510	POOLCAP	9230	POOL - CAPITAL	(51,000)	(51,000)	(51,000)	(30,865)	(20,135)
E112510	STBLOC	9230	STARTING BLOCKS - POOL	(20,000)	(20,000)	(19,998)	0	(19,998)
E115510	RWSTCAP	9230	RAILWAY STATION BUILDING REFURBISHMENT	(1,700,000)	(2,077,529)	(1,731,270)	(306,920)	(1,424,350)
E112510	POOLFP	9230	FOOTPATHS BROOKTON AQUATIC CENTRE	(20,000)	(20,000)	(16,660)	0	(16,660)
E115510	MUSECAP	9230	MUSEUM - CAPITAL	(10,500)	0	0	0	0
E113510	TENNCAP	9230	OLD TENNIS PAVILION - REFURBISHMENT	(50,000)	(50,000)	(41,660)	0	(41,660)
E113510	MENSCAP	9230	MENSSHED - OLD BOWLING CLUB CAPITAL	(20,000)	0	0	0	0
Total - Recreation And Culture				(1,980,000)	(2,318,529)	(1,960,588)	(337,785)	(1,622,803)
Economic Services								
E132510		9230	PURCHASE BUILDINGS	(20,000)	(20,000)	(16,660)	0	(16,660)
E136510	INDLCAP	9230	LAND FOR BROOKTON COMMERCIAL/INDUSTRIAL HUB	(50,000)	(50,000)	(41,660)	0	(41,660)
E136510	SEACON	9230	SEA CONTAINER STORAGE	(6,000)	(5,120)	(4,260)	(5,120)	860
Total - Economic Services				(76,000)	(75,120)	(62,580)	(5,120)	(57,460)
Total - Buildings				(2,684,583)	(2,562,704)	(2,166,538)	(447,866)	(1,718,672)
Plant & Equipment								
Governance								
E042531		9234	ADMIN PURCHASE CEO VEHICLE	(60,000)	(60,000)	(60,000)	(60,626)	626
E042534		9234	ADMIN PURCHASE MIW VEHICLE	(55,000)	(55,000)	(55,000)	(54,525)	(475)
E042533		9234	ADMIN PURCHASE BMO VEHICLE	(48,000)	(48,000)	(48,000)	(41,267)	6,733
Total - Governance				(163,000)	(163,000)	(163,000)	(156,418)	6,884
Community Amenities								
Total - Community Amenities				0	0	0	0	0
Other Property & Services								
E143530	EP005	9234	PURCHASE P&E - REPLACEMENT PR9 2012 BOMAG SMOOTH DR	(230,000)	(230,000)	(230,000)	(179,990)	(50,010)
E143530	LIGHTV6	9234	PURCHASE P&E - REPLACEMENT PPT4 BARTCO PORTABLE TRAFFIC LIGHT SYSTEM & TRAILER	(30,000)	(30,000)	(30,000)	(29,285)	(715)
E143530	LIGHTV7	9234	PURCHASE P&E - REPLACEMENT PT5 PORTABLE MESSAGE BOARD TRAILER	(40,000)	(40,000)	(40,000)	(30,365)	(9,635)
E143530	LIGHTV8	9234	PURCHASE P&E - REPLACEMENT PT6 PORTABLE MESSAGE BOARD TRAILER	(40,000)	(40,000)	(40,000)	(30,365)	(9,635)
E143530	LIGHTV9	9234	PURCHASE P&E - REPLACEMENT PU33 MITSUBISHI MR4L20 GLX 4.2 SINGLE CAB UTILITY-BO039	(45,000)	(45,000)	(45,000)	(41,113)	(3,888)
E143530	LIGHTV3	9234	PURCHASE P&E - REPLACEMENT 2014 FOTON TUNLAND UTE	(45,000)	(45,000)	(45,000)	(41,228)	(3,773)
Total - Other Property & Services				(430,000)	(430,000)	(430,000)	(352,346)	(77,654)
Total - Plant & Equipment				(593,000)	(593,000)	(593,000)	(508,764)	(70,769)
Furniture & Equipment								
Governance								
E042520	ELECCAP	9232	CAPEX - ELECTRONIC EQUIPMENT	(31,500)	(31,500)	(31,500)	(27,159)	(4,341)
E042520	SERVCAP	9232	ADMIN SERVER	(75,000)	(75,000)	(75,000)	(72,596)	(2,404)
E042520	COMPCAP	9232	INTEGRITY ATTAIN SOFTWARE - COMPLIANCE RECORDS MANAG	0	0	0	0	0
Total - Governance				(106,500)	(106,500)	(106,500)	(99,755)	(6,745)
Recreation & Culture								
E115520	ARTCAP	9232	ARTWORK - PUBLIC AND VISUAL	(20,000)	(15,000)	(12,500)	(15,000)	2,500
E116520		9232	PURCHASE FURNITURE & EQUIPMENT	(18,000)	(18,000)	(15,000)	(17,350)	2,350
E113520		9232	PURCHASE FURNITURE & EQUIPMENT	(7,000)	(7,000)	(6,996)	0	(6,996)
Total - Recreation & Culture				(45,000)	(40,000)	(34,496)	(32,350)	(2,146)
Economic Services								
E132520		9232	PURCHASE FURNITURE & EQUIPMENT	0	(6,392)	(6,392)	0	6,392
Total - Economic Services				0	(6,392)	(6,392)	0	6,392
Total - Furniture & Equipment				(151,500)	(152,892)	(147,388)	(132,105)	(2,499)
Infrastructure - Roads								
Transport								
E121555	YORKRRG	9250	YORK-WILLIAMS ROAD	(709,036)	(709,036)	(709,032)	(742,591)	33,559
E121560	RICHR2R	9250	RICHARDSON STREET - RESEAL (RTR)	(55,000)	(55,000)	(55,000)	(57,112)	2,112
E121560	YOURR2R	9250	YOURALLING ROAD R2R	(85,097)	(85,097)	(85,096)	(88,388)	3,292
E121560	YOUNR2R	9250	YOUNG ROAD R2R	(57,000)	(57,000)	(57,000)	(58,379)	1,379
E121560	MCGSR2R	9250	MCGRATH STREET R2R	(12,000)	(12,000)	(12,000)	(12,262)	262
E121560	RAMR2R	9250	RAMSAY ROAD R2R	(88,785)	(88,785)	(88,785)	(89,731)	946

Capital expenditure total
Level of completion indicators



Percentage Year to Date Actual to Annual Budget expenditure where the expenditure over budget highlighted in red.

Level of completion indicator, please see table at the end of this note for further detail.

Account Number	Job Number	Balance Sheet Category	Account/Job Description	Adopted	Amended	YTD Budget	YTD Actual	Variance (Under)/Over
				Budget	Budget			
E121560	WHISR2R	9250	WHITE STREET	\$ (55,000)	\$ (55,000)	\$ (55,000)	\$ (55,442)	\$ 442
E121565	SODAR2R	9250	SOUTH DALE ROAD R2R	(91,927)	(91,927)	(91,926)	(97,355)	5,429
E121565	WBSF3	9250	DANGIN-MEARS ROAD WBSF ENVIRONMENTAL REPORTS 25/26	(38,000)	(61,747)	(51,450)	(31,670)	(19,780)
E121565	WBSF2	9250	DANGIN-MEARS ROAD WHEATBELT SECONDARY FREIGHT NETWORK 23/24	(63,696)	(63,696)	(53,060)	(67,851)	14,791
E121570	BRIDGE11	9250	BRIDGE 3150A ALDERSYDE NORTH ROAD	(39,017)	(28,000)	(28,000)	(28,000)	0
E121570	BRIDGE12	9250	BRIDGE 4878A BROOKTON KWEDA ROAD	(25,553)	(30,800)	(30,800)	(30,800)	0
Total - Transport				(1,320,111)	(1,338,088)	(1,317,149)	(1,359,581)	42,432
Total - Infrastructure - Roads				(1,320,111)	(1,338,088)	(1,317,149)	(1,359,581)	42,432
Infrastructure - Sewerage								
Community Amenities								
E102541	SEWPIPE	9254	SEWERAGE PIPE RELINING/UPGRADE	(172,292)	(172,292)	(143,570)	(87,362)	(56,208)
E107541	HVCAPO5	9262	HAPPY VALLEY SMART TECH BORE TANK CONTROL SYSTEM BROOKTON WASTEWATER (EFFLUENT) OXIDATION POND -	(7,500)	(6,489)	(5,400)	(6,489)	1,089
E102540	SEWEDS	9254	DESLUDDING	(157,047)	(157,047)	(130,870)	(130,950)	80
Total - Community Amenities				(336,839)	(335,828)	(279,840)	(224,801)	(55,039)
Total - Infrastructure - Sewerage				(336,839)	(335,828)	(279,840)	(224,801)	(55,039)
Infrastructure - Footpaths								
Transport								
E121575	CORBFP	9252	FOOTPATH - CORBERDING ROAD - GAYNOR AND MCGRATH ST	(50,000)	(50,000)	(50,000)	(46,946)	(3,054)
E121575	ROBIAR	9252	ACCESSIBLE RAMP - ROBINSON ROAD	(5,000)	(9,600)	(8,000)	(512)	(7,488)
E121575	MEMPFP	9252	MEMORAL PARK FOOTPATH	(20,000)	(15,400)	(12,830)	(15,400)	2,570
Total - Transport				(75,000)	(75,000)	(70,830)	(62,858)	(7,972)
Total - Infrastructure - Footpaths				(75,000)	(75,000)	(70,830)	(62,858)	(7,972)
Infrastructure - Parks & Gardens								
Recreation And Culture								
E111550	WBSPCAP	9256	WB EVA SPORT PAVILION	(41,000)	(41,000)	(41,000)	(12,045)	(28,955)
Total - Recreation And Culture				(41,000)	(41,000)	(41,000)	(12,045)	(28,955)
Total - Infrastructure - Parks & Gardens				(41,000)	(41,000)	(41,000)	(12,045)	(28,955)
Grand Total				(5,202,033)	(5,098,512)	(4,615,745)	(2,748,020)	(1,841,474)

NOTES TO THE STATEMENT OF FINANCIAL ACTIVITY
FOR THE PERIOD ENDED 30 APRIL 2026

FINANCING ACTIVITIES
NOTE 9
BORROWINGS

Repayments - borrowings

Information on borrowings	Loan No.	1 July 2025	New Loans			Principal Repayments			Principal Outstanding			Interest Repayments		
			Actual	Adopted Budget	Amended Budget	Actual	Adopted Budget	Amended Budget	Actual	Adopted Budget	Amended Budget	Actual	Adopted Budget	Amended Budget
Particulars		\$	\$	\$	\$	\$	\$	\$	\$	\$	\$	\$	\$	\$
Education and welfare														
Kalkarni Residency (20%)	80	12,124	0	0	0	(12,124)	(12,124)	(12,124)	(0)	0	0	(395)	(593)	(593)
Housing														
Staff Housing (33%)	80	20,005	0	0	0	(20,005)	(20,005)	(20,005)	0	(0)	(0)	(632)	(979)	(979)
Community amenities														
Sewerage (14%)	80	8,487	0	0	0	(8,487)	(8,487)	(8,487)	0	(0)	(0)	(268)	(415)	(415)
Effluent Loan	83	575,905	0	0	0	(49,272)	(49,825)	(49,825)	526,634	526,080	526,080	(21,367)	(29,148)	(29,148)
Recreation and culture														
Sport & Recreation	81	210,174	0	0	0	(39,213)	(79,789)	(79,789)	170,961	130,385	130,385	(8,488)	(14,947)	(14,947)
Other property and services														
Grader (33%)	80	20,005	0	0	0	(20,005)	(20,005)	(20,005)	0	(0)	(0)	(632)	(978)	(978)
		846,700	0	0	0	(149,105)	(190,235)	(190,235)	697,595	656,465	656,465	(31,782)	(47,060)	(47,060)
Self supporting loans														
General purpose funding														
Country Club	82	84,518	0	0	0	(15,769)	(32,086)	(32,086)	68,749	52,431	52,431	(1,851)	(6,012)	(6,012)
		84,518	0	0	0	(15,769)	(32,086)	(32,086)	68,749	52,431	52,431	(1,851)	(6,012)	(6,012)
Total		931,218	0	0	0	(164,874)	(222,321)	(222,321)	766,343.99	708,896	708,896	(33,633)	(53,072)	(53,072)
Current borrowings		222,321							57,446					
Non-current borrowings		708,898							708,898					
		931,218							766,344					

All debenture repayments were financed by general purpose revenue.
Self supporting loans are financed by repayments from third parties.

Unspent borrowings

Particulars	Date Borrowed	Unspent Balance 30-06-2025	Borrowed During Year	Expended During Year	Unspent Balance 30 April 2026
		\$	\$	\$	\$
Effluent Loan	2/09/2024	148,862	0	(87,362)	61,500
		148,862	0	(87,362)	61,500

KEY INFORMATION

Borrowing costs are recognised as an expense when incurred except where they are directly attributable to the acquisition, construction or production of a qualifying asset. Where this is the case, they are capitalised as part of the cost of the particular asset until such time as the asset is substantially ready for its intended use or sale.

Fair values of borrowings are not materially different to their carrying amounts, since the interest payable on those borrowings is either close to current market rates or the borrowings are of a short term nature. Non-current borrowings fair values are based on discounted cash flows using a current borrowing rate.

NOTES TO THE STATEMENT OF FINANCIAL ACTIVITY
FOR THE PERIOD ENDED 30 APRIL 2026

FINANCING ACTIVITIES
NOTE 10
LEASE LIABILITIES

Movement in carrying amounts

Information on leases	Lease No.	1 July 2025	New Leases			Principal Repayments			Principal Outstanding			Interest Repayments		
			Actual	Adopted Budget	Amended Budget	Actual	Adopted Budget	Amended Budget	Actual	Adopted Budget	Amended Budget	Actual	Adopted Budget	Amended Budget
Particulars		\$	\$	\$	\$	\$	\$	\$	\$	\$	\$	\$	\$	\$
Community amenities														
Re-Use Water Dam	LE-03	17,469	0	0	0	(1,622)	(1,622)	(1,622)	15,847	15,847	15,847	(560)	(560)	(560)
Total		17,469	0	0	0	(1,622)	(1,622)	(1,622)	15,847	15,847	15,847	(560)	(560)	(560)
Current lease liabilities		1,622							0					
Non-current lease liabilities		15,847							15,847					
		17,469							15,847					

All lease repayments were financed by general purpose revenue.

KEY INFORMATION

At inception of a contract, the Shire assesses if the contract contains or is a lease. A contract is or contains a lease, if the contract conveys the right to control the use of an identified asset for a period of time in exchange for consideration. At the commencement date, a right of use asset is recognised at cost and lease liability at the present value of the lease payments that are not paid at that date. The lease payments are discounted using that date. The lease payments are discounted using the interest rate implicit in the lease, if that rate can be readily determined. If that rate cannot be readily determined, the Shire uses its incremental borrowing rate.

All contracts classified as short-term leases (i.e. a lease with a remaining term of 12 months or less) and leases of low value assets are recognised as an operating expense on a straight-line basis over the term of the lease.

NOTES TO THE STATEMENT OF FINANCIAL ACTIVITY
FOR THE PERIOD ENDED 30 APRIL 2026

OPERATING ACTIVITIES
NOTE 11
RESERVE ACCOUNTS

Reserve accounts

Reserve name	Opening Balance	Budget Interest Earned	Actual Interest Earned	Budget Transfers In (+)	Actual Transfers In (+)	Budget Transfers Out (-)	Actual Transfers Out (-)	Budget Closing Balance	Actual YTD Closing Balance
	\$	\$	\$	\$	\$	\$	\$	\$	\$
Furniture & Equipment Reserve	153,337	5,517	5,036	129,000	129,525	(178,710)	(132,203)	109,144	155,694
Leave Reserve	159,363	5,734	3,043	0	0	0	0	165,097	162,406
Sewerage Scheme Reserve	520,587	18,732	7,622	0	0	(199,680)	(130,950)	339,639	397,259
Plant and Vehicle Reserve	655,510	23,587	17,292	531,000	447,727	(593,000)	(508,138)	617,097	612,392
Madison Square Units Reserve	35,732	1,286	688	311	311	0	0	37,329	36,731
Brookton Community Resource Centre	241,385	8,686	4,610	0	0	0	0	250,071	245,995
Building and Facility Reserve	5,857,969	210,785	113,044	78,347	78,347	(304,583)	(33,029)	5,842,518	6,016,331
Infrastructure Reserve	474,945	17,090	9,070	138,534	138,534	(97,616)	0	532,953	622,549
Waste Reserve	796,986	28,678	15,476	14,511	14,511	0	0	840,175	826,974
Aged Housing Reserve	462,222	16,632	8,827	0	0	0	0	478,854	471,049
Innovations & Development Reserve	3,242,262	116,665	61,915	0	0	(1,564,540)	0	1,794,387	3,304,177
	12,600,298	453,392	246,623	891,703	808,955	(2,938,129)	(804,320)	11,007,264	12,851,555

	Note	Opening Balance 1 July 2025	Liability Increase	Liability Reduction	Closing Balance 30 Apr 2026
		\$	\$	\$	\$
Other current liabilities					
Other liabilities					
- Contract liabilities		33,872	20,500	(49,473)	4,898
- Capital grant/contribution liabilities		110,951	1,396,740	(1,507,691)	0
Total other liabilities		144,822	1,417,240	(1,557,164)	4,898
Employee Related Provisions					
Annual leave		181,697	0	0	181,697
Long service leave		150,841	0	0	150,841
Provision for long service leave oncosts - Current		14,744	0	0	14,744
Provision for annual leave oncosts - Current		25,542	0	0	25,542
Total Employee Related Provisions		372,824	0	0	372,824
Total other current assets		517,646	1,417,240	(1,557,164)	377,722
Amounts shown above include GST (where applicable)					

A breakdown of contract liabilities and associated movements is provided on the following pages at Note 13 and 14

KEY INFORMATION

Provisions

Provisions are recognised when the Shire has a present legal or constructive obligation, as a result of past events, for which it is probable that an outflow of economic benefits will result and that outflow can be reliably measured.

Provisions are measured using the best estimate of the amounts required to settle the obligation at the end of the reporting period.

Employee Related Provisions

Short-term employee benefits

Provision is made for the Shire's obligations for short-term employee benefits. Short-term employee benefits are benefits (other than termination benefits) that are expected to be settled wholly before 12 months after the end of the annual reporting period in which the employees render the related service, including wages, salaries and sick leave. Short-term employee benefits are measured at the (undiscounted) amounts expected to be paid when the obligation is settled.

The Shire's obligations for short-term employee benefits such as wages, salaries and sick leave are recognised as a part of current trade and other payables in the calculation of net current assets.

Other long-term employee benefits

The Shire's obligations for employees' annual leave and long service leave entitlements are recognised as employee related provisions in the statement of financial position.

Long-term employee benefits are measured at the present value of the expected future payments to be made to employees. Expected future payments incorporate anticipated future wage and salary levels, durations of service and employee departures and are discounted at rates determined by reference to market yields at the end of the reporting period on government bonds that have maturity dates that approximate the terms of the obligations. Any remeasurements for changes in assumptions of obligations for other long-term employee benefits are recognised in profit or loss in the periods in which the changes occur. The Shire's obligations for long-term employee benefits are presented as non-current provisions in its statement of financial position, except where the Shire does not have an unconditional right to defer settlement for at least 12 months after the end of the reporting period, in which case the obligations are presented as current provisions.

Contract liabilities

An entity's obligation to transfer goods or services to a customer for which the entity has received consideration (or the amount is due) from the customer.

Capital grant/contribution liabilities

Grants to acquire or construct recognisable non-financial assets to identified specifications be constructed to be controlled by the Shire are recognised as a liability until such time as the Shire satisfies its obligations under the agreement.

NOTES TO THE STATEMENT OF FINANCIAL ACTIVITY
FOR THE PERIOD ENDED 30 APRIL 2026

NOTE 13
GRANTS, SUBSIDIES AND CONTRIBUTIONS

Provider	Unspent grant, subsidies and contributions liability				Grants, subsidies and contributions revenue			
	Liability	Increase	Liability	Current	Adopted	Adopted	Amended	YTD
	1 July 2025	in	Reduction	Liability	Budget	YTD	Annual	Revenue
	Liability	Liability	(As revenue)	30 Apr 2026	Revenue	Budget	Budget	Actual
	\$	\$	\$	\$	\$	\$	\$	\$
General purpose funding								
Grants Commission - General (WALGGC)	0	0	0	0	454,038	364,617	486,157	364,618
Grants Commission - Roads (WALGGC)	0	0	0	0	201,237	176,697	235,597	176,698
Law, order, public safety	0					0		
DFES Grant - Fire Mitigation Activity Fund 24/25	33,872	0	(33,872)	0	143,430	119,520	143,430	33,872
DFES Grant - ESL operating Grant	0	0	0	0	105,000	78,750	105,000	105,000
Transport	0							
MRWA Direct Grant Funding	0	0	0	0	130,413	130,413	130,413	130,413
Economic services	0							
Seniors Week Event	0	0	0	0	1,000	1,000	1,000	1,000
Other Community Events Revenue	0	0	0	0	100	830	1,000	1,000
Community Christmas Party Revenue	0	0	0	0	2,000	0	0	0
Nadc (National Australia Day Council)	0	10,000	(10,000)	0	10,000	10,000	10,000	10,000
Youth Week Event Revenue	0	0	0	0	2,000	0	0	0
Grant Revenue - Stay On Your Feet	0	0	0	0	5,000	0	0	0
Grant Revenue - Dpird Crc Development Grant	0	0	0	0	3,000	2,500	3,000	0
Grant Revenue - Fitness Initiatives	0	0	0	0	5,000	0	0	0
Grant Revenue - Carers Week Grant	0	3,000	(500)	2,500	0	500	500	500
Grant Revenue - Technology and Digital Inclusion	0	5,000	(5,000)	0	0	0	0	5,000
Grant Revenue - End of Life Planning Capacity	0	2,500	(102)	2,398	0	0	0	102
CRC Operating Grant Revenue	0	0	0	0	119,428	89,571	119,428	174,227
Grant Funding The Lbw Trust Library Grant	0	0	0	0	2,000	1,660	2,000	2,000
	33,872	20,500	(49,473)	4,898	1,183,646	976,058	1,237,525	1,004,429

NOTES TO THE STATEMENT OF FINANCIAL ACTIVITY
FOR THE PERIOD ENDED 30 APRIL 2026

NOTE 14
CAPITAL GRANTS, SUBSIDIES AND CONTRIBUTIONS

Provider	Capital grant/contribution liabilities				Capital grants, subsidies and contributions revenue			
	Liability 1 July 2025	Increase in Liability	Liability Reduction (As revenue)	Current Liability 30 Apr 2026	Adopted Budget Revenue	Adopted YTD Budget	Amended Annual Budget	YTD Revenue Actual
	\$	\$	\$	\$	\$	\$	\$	\$
Capital grants and subsidies								
General purpose funding								
LRCI 4 - Woods Loop Road	0	110,349	(110,349)	0	110,349	82,761	110,349	110,349
LRCI 4 - Mattingly Road	0	36,595	(36,595)	0	37,000	27,750	37,000	36,595
Refurbishment/Construction BCI Old Tennis Court Building	0	0	0	0	50,000	41,660	50,000	0
WBDC & BPFS - Railway Station Building Refurbishment	20,000	170,000	(190,000)	0	240,000	405,000	540,000	190,000
LRCI 4 - UPGRADE BROOKTON OVAL LIGHTS	0	13,671	(13,671)	0	13,671	10,251	13,671	13,671
Law, order, public safety								
Esl Grant - Emergency Services Levy - Capital East Brookton Shed	0	342,730	(342,730)	0	333,055	277,540	333,055	342,730
Transport								
Dangin-Mears Road WBSFN Stage 2- Environmental Reports	0	0	0	0	35,454	43,206	57,610	0
WSFN 2 - Dangin-Mears Road - Income - 2023/24	0	43,016	(43,016)	0	59,715	44,784	59,715	43,016
Mcgrath Street - R2R Income	0	12,000	(12,000)	0	12,000	9,000	12,000	12,000
Youralling Road - R2R Income	0	85,097	(85,097)	0	85,097	63,822	85,097	85,097
Young Road - R2R Income	0	5,369	(5,369)	0	57,000	42,750	57,000	5,369
Ramsay Road - R2R Income	0	88,785	(88,785)	0	88,785	66,588	88,785	88,785
Richardson Street - R2R Income	0	55,000	(55,000)	0	55,000	41,250	55,000	55,000
White Street - R2R Income	0	55,000	(55,000)	0	55,000	41,250	55,000	55,000
Southdale Road - R2R Income	0	91,927	(91,927)	0	91,927	68,943	91,927	91,927
York Williams Road RRG	0	378,152	(378,152)	0	472,691	393,900	472,691	378,152
Davis Road - R2R Income	10,030	(10,030)	0	0	0	0	0	0
Mattingly Road - R2R Income	20,896	(20,896)	0	0	0	0	0	0
Mattingly Road Culvert - R2R Income	60,024	(60,024)	0	0	0	0	0	0
	110,951	1,396,740	(1,507,691)	0	1,796,744	1,660,455	2,118,900	1,507,691

In previous years, bonds and deposits were held as trust monies. They are still reported in this Note but also included in Restricted Cash - Bonds and Deposits and as a current liability in the books of Council.

Trust funds held at balance date which are required by legislation to be credited to the trust fund and which are not included in the financial statements are as follows:

Description	Opening Balance 1 July 2025	Amount Received	Amount Paid	Closing Balance 30 Apr 2026
	\$	\$	\$	\$
Restricted Cash - Bonds and Deposits				
Bus Bonds	1,730	370	(350)	1,750
Facility Hire Bonds	7,360	8,640	(7,500)	8,500
Gym Bonds	8,040	3,920	(2,310)	9,650
Other Bonds	0	1,080	(1,080)	0
Sub-Total	17,130	14,010	(11,240)	19,900
	17,130	14,010	(11,240)	19,900

Amendments to original budget since budget adoption. Surplus/(Deficit)

GL Code	Description	Council Resolution	Classification	Non Cash	increase in	Decrease in	Amended Budget Running Balance
				Adjustment	Cash	Available Cash	
				\$	\$	\$	\$
Budget adoption							
DEPOOP	Shire depot - Building Maintenance	OCM 10.25-02	Operating Expenditure		7,000		7,000
RWSTCAP	Railway Station Building Refurbishment	OCM 08.25-04	Capital Expenditure			(322,989)	(315,989)
RWSTCAP	Railway Station Building Refurbishment	OCM 09.25-03	Capital Expenditure			(36,540)	(352,529)
ROUTCAP	Pioneer Park Refurbishment	OCM 10.25-02	Capital Expenditure			(15,500)	(368,029)
KWHCAP	Kweda Hall Renewal	OCM 10.25-02	Capital Expenditure		8,500		(359,529)
	Transfer from Reserve - Railway Station Building Refurbishment	OCM 09.25-03	Capital Revenue		36,540		(322,989)
I033550	Adjustment of C/F Surplus Budgeted for 2024/2025	OCM 02.25-11	Opening Surplus(Deficit)		82,854		(240,135)
	Grants, subsidies and contributions						(240,135)
I032010	Gpg Grants Commission - General	OCM 02.25-11	Operating Revenue		32,119		(208,016)
I032020	Gpg Grants Commission - Roads	OCM 02.25-11	Operating Revenue		34,360		(173,656)
CLI062	Grant Revenue - Other Community Events	OCM 02.25-11	Operating Revenue		500		(173,156)
GR0006	Community Christmas Party Revenue	OCM 02.25-11	Operating Revenue			(2,000)	(175,156)
GR0008	Other Community Events Revenue	OCM 02.25-11	Operating Revenue		900		(174,256)
GR0009	Youth Week Event Revenue	OCM 02.25-11	Operating Revenue			(2,000)	(176,256)
GR0011	Grant Revenue - Stay On Your Feet	OCM 02.25-11	Operating Revenue			(5,000)	(181,256)
GR0013	Grant Revenue - Fitness Initiatives	OCM 02.25-11	Operating Revenue			(5,000)	(186,256)
	Fees and charges						(186,256)
I051010	Fire Fees & Charges	OCM 02.25-11	Operating Revenue		1,750		(184,506)
I052010	Anim Fees & Charges	OCM 02.25-11	Operating Revenue		1,500		(183,006)
I052010	Anim Fees & Charges	OCM 02.25-11	Operating Revenue		1,000		(182,006)
I104010	Tpb Fees & Charges	OCM 02.25-11	Operating Revenue		4,000		(178,006)
I031020	Rate Other Rates Income	OCM 02.25-11	Operating Revenue		500		(177,506)
I087040	Independent Living Units - Other Income	OCM 02.25-11	Operating Revenue		5,442		(172,064)
I102011	Sewerage Rates Charges	OCM 02.25-11	Operating Revenue		6,640		(165,424)
I105010	Amen Fees & Charges	OCM 02.25-11	Operating Revenue		8,000		(157,424)
I111011	Halls Fees & Charges - Memorial Hall	OCM 02.25-11	Operating Revenue		700		(156,724)
I111012	Halls Fees & Charges Wb Eva Pavilion	OCM 02.25-11	Operating Revenue		1,500		(155,224)
I112010	Pool Fees & Charges	OCM 02.25-11	Operating Revenue		1,600		(153,624)
I113010	Oth-Rec Fees & Charges	OCM 02.25-11	Operating Revenue		1,600		(152,024)
I132010	Tour Fees & Charges	OCM 02.25-11	Operating Revenue		10,000		(142,024)
I101010	Refuse Fees & Charges	OCM 02.25-11	Operating Revenue		5,000		(137,024)
	Interest revenue						(137,024)
I031030	Rate Interest Earnings	OCM 02.25-11	Operating Revenue		1,000		(136,024)
I031030	Rate Interest Earnings	OCM 02.25-11	Operating Revenue		1,900		(134,124)
I033020	Genfin Interest On Investments	OCM 02.25-11	Operating Revenue		30,218		(103,906)
I033020	Genfin Interest On Investments	OCM 02.25-11	Operating Revenue		171,392		67,486
	Other revenue						67,486
I042030	Admin Reimbursements & Donations	OCM 02.25-11	Operating Revenue		500		67,986
I042040	Admin Other Revenue	OCM 02.25-11	Operating Revenue		365		68,351
I147010	Sal Reimbursement - Workers Comp	OCM 02.25-11	Operating Revenue		30,000		98,351
GR0008	Community Christmas Party Revenue	OCM 02.25-11	Operating Revenue		500		98,851
	Employee costs						98,851
E055010	Emergency Management	OCM 02.25-11	Operating Expenses		1,000		99,851
E071010	Hea Employee Costs	OCM 02.25-11	Operating Expenses		500		100,351
E134020	Build-B General Operating Expenses	OCM 02.25-11	Operating Expenses		500		100,851
E042010	Admin Employee Costs	OCM 02.25-11	Operating Expenses			(2,700)	98,151
E042010	Admin Employee Costs	OCM 02.25-11	Operating Expenses		2,000		100,151
E042010	Admin Employee Costs	OCM 02.25-11	Operating Expenses		2,000		102,151
E112010	Pool Employee Costs	OCM 02.25-11	Operating Expenses		67,749		169,900
E112010	Pool Employee Costs	OCM 02.25-11	Operating Expenses		9,959		179,859
E112010	Pool Employee Costs	OCM 02.25-11	Operating Expenses			(1,683)	178,176
E112010	Pool Employee Costs	OCM 02.25-11	Operating Expenses		600		178,776
E112010	Pool Employee Costs	OCM 02.25-11	Operating Expenses		2,000		180,776
E112010	Pool Employee Costs	OCM 02.25-11	Operating Expenses		1,200		181,976
DEPOOP	Shire Depot - Building Maintenance	OCM 02.25-11	Operating Expenses			(7,000)	174,976
E142010	Pw-Oh Employee Costs	OCM 02.25-11	Operating Expenses			(1,485)	173,491
E142010	Pw-Oh Employee Costs	OCM 02.25-11	Operating Expenses		4,000		177,491
E136100	Crc Employee Costs	OCM 02.25-11	Operating Expenses		1,200		178,691
	Materials and contracts						178,691
E041020	Memb General Operating Expenses	OCM 02.25-11	Operating Expenses			(4,500)	174,191
E041020	Memb General Operating Expenses	OCM 02.25-11	Operating Expenses			(10,000)	164,191
E041020	Memb General Operating Expenses	OCM 02.25-11	Operating Expenses			(4,587)	159,604
FIREGO	Fire General Operating	OCM 02.25-11	Operating Expenses		672		160,276

Amendments to original budget since budget adoption. Surplus/(Deficit)

GL Code	Description	Council Resolution	Classification	Non Cash	increase in	Decrease in	Amended Budget
				Adjustment	Available Cash	Available Cash	Running Balance
				\$	\$	\$	\$
FIREGO	Fire General Operating	OCM 02.25-11	Operating Expenses		4,000		164,276
E042020	Admin General Operating Expenses	OCM 02.25-11	Operating Expenses		4,000		168,276
E042020	Admin General Operating Expenses	OCM 02.25-11	Operating Expenses			(27,124)	141,152
E042020	Admin General Operating Expenses	OCM 02.25-11	Operating Expenses			(11,000)	130,152
E042020	Admin General Operating Expenses	OCM 02.25-11	Operating Expenses			(1,600)	128,552
POOLGO	Swimming Pool General Operating	OCM 02.25-11	Operating Expenses		500		129,052
POOLGO	Swimming Pool General Operating	OCM 02.25-11	Operating Expenses			(101,250)	27,802
		OCM 02.25-11					27,802
E115040	Oth-Cult Community Events	OCM 02.25-11	Operating Expenses			(5,000)	22,802
GYMOP	Gymnasium Operating	OCM 02.25-11	Operating Expenses		2,000		24,802
GYMOP	Gymnasium Operating	OCM 02.25-11	Operating Expenses		2,500		27,302
PUMTRAC	Youth Precinct - Pumptrack - Loop Track, Flying Fox / Zipline Nature Play Area Youth Precinct Shed / Building (Youth Group / Girl Guide) Reserve 43158	OCM 02.25-11	Operating Expenses		1,500		28,802
YGGOP	Caravan Park	OCM 02.25-11	Operating Expenses		2,500		31,302
CARAOP	Caravan Park	OCM 02.25-11	Operating Expenses		10,000		41,302
CARAOP	Caravan Park	OCM 02.25-11	Operating Expenses		4,290		45,592
E148020	Unclas Insurance Claims Expense	OCM 02.25-11	Operating Expenses			(27,000)	18,592
RRTLOP	Public Toilets Robinson Road	OCM 02.25-11	Operating Expenses			(4,000)	14,592
CEMEOP	Cemetery	OCM 02.25-11	Operating Expenses		500		15,092
CEMEOP	Cemetery	OCM 02.25-11	Operating Expenses		3,000		18,092
MEMPOP	Memorial Park	OCM 02.25-11	Operating Expenses			(1,000)	17,092
RESEOP	Reserve 43158 Beautification Works	OCM 02.25-11	Operating Expenses		2,000		19,092
RWPKOP	Railway Station Park	OCM 02.25-11	Operating Expenses		2,000		21,092
ROTUOP	Rotunda - Pioneer Park	OCM 02.25-11	Operating Expenses			(4,073)	17,019
BRDGOP	Bridge Maintenance	OCM 02.25-11	Operating Expenses			(5,770)	11,249
DEPOOP	Shire Depot - Building Maintenance	OCM 02.25-11	Operating Expenses		3,250		14,499
DEPOOP	Shire Depot - Building Maintenance	OCM 02.25-11	Operating Expenses			(3,250)	11,249
E143020	Poc General Operating Expenses	OCM 02.25-11	Operating Expenses			(17,000)	(5,751)
ADMIOP	Administration Centre	OCM 02.25-11	Operating Expenses		1,500		(4,251)
ADMIOP	Administration Centre	OCM 02.25-11	Operating Expenses		500		(3,751)
ADMIOP	Administration Centre	OCM 02.25-11	Operating Expenses			(2,000)	(5,751)
U133WS	Unit 1 33 Whittington Street Brookton - Independent Living Units	OCM 02.25-11	Operating Expenses			(1,500)	(7,251)
U140WS	Unit 1 40 White Street Brookton - Independent Living Units	OCM 02.25-11	Operating Expenses		1,500		(5,751)
U233WS	Unit 2 33 Whittington Street Brookton - Independent Living Units	OCM 02.25-11	Operating Expenses		1,000		(4,751)
U240WS	Unit 2 40 White Street Brookton - Independent Living Units	OCM 02.25-11	Operating Expenses		1,500		(3,251)
U333WS	Unit 3 33 Whittington Street Brookton - Independent Living Units	OCM 02.25-11	Operating Expenses		1,000		(2,251)
U340WS	Unit 3 40 White Street Brookton - Independent Living Units	OCM 02.25-11	Operating Expenses		1,500		(751)
U440WS	Unit 4 40 White Street Brookton - Independent Living Units	OCM 02.25-11	Operating Expenses		2,500		1,749
U540WS	Unit 5 40 White Street Brookton - Independent Living Units	OCM 02.25-11	Operating Expenses		1,500		3,249
U640WS	Unit 6 40 White Street Brookton - Independent Living Units	OCM 02.25-11	Operating Expenses		1,500		4,749
U740WS	Unit 7 40 White Street Brookton - Independent Living Units	OCM 02.25-11	Operating Expenses		1,500		6,249
U840WS	Unit 8 40 White Street Brookton - Independent Living Units	OCM 02.25-11	Operating Expenses		3,500		9,749
10MAOP	10 Marsh Ave Brookton	OCM 02.25-11	Operating Expenses		2,500		12,249
23WHITOP	23 Whittington Street Brookton	OCM 02.25-11	Operating Expenses		2,500		14,749
28AWSOP	U5 28 William Street	OCM 02.25-11	Operating Expenses		2,500		17,249
28BWSOP	U6 28 William Street	OCM 02.25-11	Operating Expenses		4,000		21,249
U2MSUOP	U2 4 Matthew Street	OCM 02.25-11	Operating Expenses		2,000		23,249
U1MSOP	Unit 1 Madison Square Units	OCM 02.25-11	Operating Expenses		2,500		25,749
U2MSOP	Unit 2 Madison Square Units	OCM 02.25-11	Operating Expenses		2,500		28,249
U3MSOP	Unit 3 Madison Square Units	OCM 02.25-11	Operating Expenses		2,500		30,749
WBOP	Wb Eva Pavilion	OCM 02.25-11	Operating Expenses		2,000		32,749
WBOP	Wb Eva Pavilion	OCM 02.25-11	Operating Expenses			(2,000)	30,749
MUSEOP	Historical Society Museum	OCM 02.25-11	Operating Expenses			(3,889)	26,860
E136101	Crc General Operating Expenses	OCM 02.25-11	Operating Expenses			(4,000)	22,860
E136101	Crc General Operating Expenses	OCM 02.25-11	Operating Expenses			(450)	22,410
E136101	Crc General Operating Expenses	OCM 02.25-11	Operating Expenses		1,320		23,730
EV0002	Community Christmas Party	OCM 02.25-11	Operating Expenses		2,000		25,730
EV0003	Christmas Decoration	OCM 02.25-11	Operating Expenses		4,645		30,375

Amendments to original budget since budget adoption. Surplus/(Deficit)

GL Code	Description	Council Resolution	Classification	Non Cash Adjustment	Increase in Available Cash	Decrease in Available Cash	Amended Budget Running Balance
				\$	\$	\$	\$
EV0004	Noongar Sport Event	OCM 02.25-11	Operating Expenses		1,000		31,375
EV0007	Seniors Week Event	OCM 02.25-11	Operating Expenses		1,667		33,042
EV0008	Other Community Events	OCM 02.25-11	Operating Expenses			(3,150)	29,892
EV0009	Youth Week Event	OCM 02.25-11	Operating Expenses		2,000		31,892
EV0011	Stay On Your Feet	OCM 02.25-11	Operating Expenses		5,000		36,892
EV0013	Fitness Initiatives	OCM 02.25-11	Operating Expenses		5,000		41,892
BOWLOP	Bowling Club	OCM 02.25-11	Operating Expenses			(4,900)	36,992
	Utility charges						36,992
MADIOP	Madison Square Park	OCM 02.25-11	Operating Expenses		3,000		39,992
25WHITOP	25 Whittington Street Brookton	OCM 02.25-11	Operating Expenses		1,000		40,992
28AWSOP	U5 28 William Street	OCM 02.25-11	Operating Expenses		1,000		41,992
U1MSUOP	U1 4 Matthew Street	OCM 02.25-11	Operating Expenses		500		42,492
	Other expenditure						42,492
E041030	Memb Councillors Fees/Expenses/Allowances	OCM 02.25-11	Operating Expenses		4,000		46,492
E031030	Rates Write Off	OCM 02.25-11	Operating Expenses			(24,401)	22,091
CARAOP	Caravan Park	OCM 02.25-11	Operating Expenses			(1,480)	20,611
E102060	Sewerage Prior Year Adjustments	OCM 02.25-11	Operating Expenses			(22,283)	(1,672)
E115050	Oth-Cult Community Chest Fund	OCM 02.25-11	Operating Expenses			(5,000)	(6,672)
	Capital grants, subsidies and contributions						(6,672)
CLI015	Railway Station Building Refurbishment Income	OCM 02.25-11	Capital Revenue		300,000		293,328
	Dangin-Mears Rd Wsfm Income Environmental						
CLI061	Reports	OCM 02.25-11	Capital Revenue		22,156		315,484
	Purchase of land and buildings						315,484
SHCOSFC3	Hosuing Program Additional Staff Housing	OCM 02.25-11	Capital Expenses		500,000		815,484
MENSCAP	Mensshed - Old Bowling Club Capital	OCM 02.25-11	Capital Expenses		20,000		835,484
ROUTCAP	Rotunda - Pioneer Park Refurbishment	OCM 02.25-11	Capital Expenses		15,500		850,984
SEACON	Sea Container Storage	OCM 02.25-11	Capital Expenses		880		851,864
	Fujjclean Atu Sewer Treatment System Robinson						
ROBIATU	Rd Public Toilets	OCM 02.25-11	Capital Expenses			(26,300)	825,564
MUSECAP	Museum - Capital	OCM 02.25-11	Capital Expenses		10,500		836,064
U133CAP	Inde U1 33 Whittington St Improvements	OCM 02.25-11	Capital Expenses			(14,172)	821,892
	Purchase of furniture and equipment						821,892
ARTCAP	Artwork - Public And Visual	OCM 02.25-11			5,000		826,892
	Purchase and construction of infrastructure-roads						826,892
	Dangin-Mears Road Wbsf Environmental						
WBSF3	Reports 25/26	OCM 02.25-11	Capital Expenses			(23,747)	803,145
BRIDGE11	Bridge 3150A Aldersyde North Road	OCM 02.25-11	Capital Expenses		11,017		814,162
BRIDGE12	Bridge 4878A Brookton Kweda Road	OCM 02.25-11	Capital Expenses			(5,247)	808,915
	Purchase and construction of infrastructure-footpath						808,915
MEMPPF	Memoral Park Footpath	OCM 02.25-11	Capital Expenses		4,600		813,515
ROBIAR	Accessible Ramp - Robinson Road	OCM 02.25-11	Capital Expenses			(4,600)	808,915
	Purchase and construction of infrastructure-water						808,915
	Happy Valley Smart Tech Bore Tank Control						
HVCAP05	System	OCM 02.25-11	Capital Expenses		1,011		809,926
	Transfers from reserve accounts						809,926
I033550	Transfer From Reserve To Muni	OCM 02.25-11	Capital Revenue			(500,000)	309,926
	Transfers to reserve accounts						309,926
E033551	Transfer Interest From Muni To Reserve	OCM 02.25-11	Capital Expenses			(171,392)	138,534
E033550	Transfer To Reserve From Muni	OCM 02.25-11	Capital Expenses			(138,534)	0
							0
RWSTCAP	Railway Station Building Refurbishment	OCM 02.25-17	Capital Expenditure			(18,000)	(18,000)
	Transfer from Reserve - Railway Station Building						
I033550	Refurbishment	OCM 02.25-17	Capital Revenue		18,000		0
				0	1,606,096	(1,606,096)	0

The material variance thresholds are adopted annually by Council as an indicator of whether the actual expenditure or revenue varies from the year to date Actual materially.

The material variance adopted by Council for the 2025-26 year is \$10,000 or 10.00% whichever is the greater.

Nature or type	Var. \$	Var. %	Explanation of positive variances		Explanation of negative variances	
			Timing	Permanent	Timing	Permanent
	\$	%				
Revenue from operating activities						
Fees and charges	191,132	30.34%	▲ The main timing variances relate to budget profiling for the Independent Living Unit Charges, Shire Housing Rental Charges and Refuse Rate Charges.	Caravan Park and Private Works Income is coming in higher than budget for the year.		
Interest revenue	44,403	16.13%	▲ Actual interest revenue is currently greater than budgeted to be received.			
Other revenue	71,361	19.03%	▲ Flood damage funding funding is currently ahead of budget phasing.	Workers compensation claim income received but not budgeted for.	Emergency management funding is currently behind budget phasing.	
Profit on disposal of assets	(21,630)	(92.12%)	▼		The budget phasing for profit on the disposal of assets is currently ahead of actual profit.	
Expenditure from operating activities						
Employee costs	257,656	11.19%	▲ Salaries & Wages under budget at this time due to vacant position & budget profiling			
Materials and contracts	468,005	18.85%	▲ The budget phasing of material and contract expenditure is currently ahead of actual expenditure.			
Utility charges	52,259	24.42%	▲ The budget phasing of utility expenditure is currently ahead of actual expenditure.			
Other expenditure	65,180	51.44%	▲ A prior year sewerage rate refund/adjustment has been budgeted for but has not yet happened.			
Loss on disposal of assets	24,822	54.53%	▲ The budget phasing for loss on the disposal of assets is currently ahead of actual expenditure.			
Investing activities						
Proceeds from disposal of assets	(23,559)	(15.10%)	▼		The budget phasing of the disposal of assets is currently ahead of actual expenditure.	
Payments for inventories, property, plant and equipment and infrastructure	1,867,725	40.46%	▲ The variance relates to a number of capital projects which have not commenced in FY25/26 (Refer to Note 8 for details)			
Financing activities						
Transfer from reserves	(1,644,120)	(67.15%)	▼		The budget phasing of transfers from reserves is currently ahead of actual transfers.	
Transfer to reserves	(383,030)	(36.95%)	▼		Actual transfers to reserves are currently ahead of budgeted transfers.	

14.05.26.03 REPLACEMENT PROGRAMS

File No:	FIN006
Date of Meeting:	21 May 2026
Location/Address:	N/A
Name of Applicant:	N/A
Name of Owner:	N/A
Author/s:	
Authorising Officer:	Gary Sherry – Chief Executive Officer
Declaration of Interest:	The author and authorising officer do not have an interest in this item
Voting Requirements:	Simple Majority
Previous Report:	N/A

Summary of Report:

Council is to consider draft Equipment & Furniture Replacement Programs for the Administration & Depot, Brookton Aquatic Centre, Caravan Park, Gymnasium and Brookton CRC and a Capital Upgrade/Renewal Program for the Brookton Aquatic Centre.

Description of Proposal:

The draft 2026/27

- Administration & Depot - Equipment & Furniture Replacement Program;
- Brookton Aquatic Centre - Equipment & Furniture Replacement Program;
- Caravan Park - Equipment & Furniture Replacement Program;
- Gymnasium - Equipment & Furniture Replacement Program;
- Brookton CRC - Equipment & Furniture Replacement Program; and are included at Attachment 14.05.26.03A.

The 2026/27 draft Brookton Aquatic Centre - Capital Upgrade/Renewal is included at Attachment 14.05.26.03B.

The draft 2026/27 Replacement Program plans for Council's capital expenditure of \$5,671,945 from 2026/27 to 2045/46.

The draft 2026/27 Replacement Program requires the following annual investments:

Furniture & Equipment Replacement Program	Program Period	Total Planned Expenditure	Annual Investment
Administration & Depot	2026/27 – 2045/46	\$1,862,200	\$265,000 Yr 1 & \$135,000 Year 2 -20
Brookton Aquatic Centre	2026/27 – 2045/46	\$96,200	
Caravan Park	2026/27 – 2045/46	\$348,100	
Gymnasium	2026/27 – 2045/46	\$242,300	
Brookton CRC	2026/27 – 2045/46	\$262,900	
Capital Upgrade/Renewal	Program Period	Total Planned Expenditure	Annual Investment
Brookton Aquatic Centre	2026/27 – 2045/46	\$2,860,245	\$145,000

The draft 2026/27 Replacement Programs have Council utilising the Furniture and Equipment and the Building and Facility Reserves to make transfers into the Reserves in years when there are fewer purchases and to make transfers from the Reserve for more expensive purchases.

The draft 2026/27 Replacement Programs includes an estimate of costs. All costs are in current dollars, with no allowance made for inflation, interest or increases in Council's income.

Background:

The draft 2026/27 Replacement Programs seeks to establish a replacement program to highlight the requirement to continue with current service levels in a financially responsible and sustainable manner.

The draft 2026/27 Replacement Programs are a long term guide of Council's intentions, but each year Council will still make budget decisions based on the condition and serviceability.

Consultation:

Internal consultation has occurred with Finance Officer – Payroll, Community Development Officer and the Brookton CRC Coordinator.

Statutory Environment:

The development and adoption of the draft 2026/27 Replacement Programs form a component of Council's obligation to produce a plan for the future under Section 5.56 (1) of the Local Government Act, 1995.

Relevant Plans and Policy:

The draft 2026/27 Replacement Programs will be utilised in preparing future Council's Strategic Resource Plan.

Financial Implications:

The draft 2026/27 Replacement Programs will be used in preparing the 2026/27 Council Budget. With adoption of the Replacement Programs giving a strategic direction, staff will obtain improved cost estimates prior to budget preparation.

Risk Assessment:

Preparing long term asset replacement plans reduces Council's financial risk associated with service level of furniture and equipment and asset renewal. Asset Management is essential to ensure that assets are maintained, renewed or replaced at appropriate intervals.

Likelihood	Insignificant	Minor	Moderate	Major	Extreme
Almost Certain	Medium	High	High	Severe	Severe
Likely	Low	Medium	High	High	Severe
Possible	Low	Medium	Medium	High	High
Unlikely	Low	Low	Medium	Medium	High
Rare	Low	Low	Low	Low	Medium

Risk Rating	Action
LOW	Monitor for continuous improvement.
MEDIUM	Comply with risk reduction measures to keep risk as low as reasonably practical.
HIGH	Review risk reduction and take additional measures to ensure risk is as low as reasonably achievable.
SEVERE	Unacceptable. Risk reduction measures must be implemented before proceeding.

Community & Strategic Objectives:

The draft 2026/27 Replacement Programs relates to delivery of core business and services.

Comment:

The adoption of the Replacement Programs will ensure that the assets are managed efficiently and are updated to meet Councils current and future service delivery.

OFFICER'S RECOMMENDATION

That Council adopt:

1. the draft 2026/27
 - a. Administration & Depot - Equipment & Furniture Replacement Program.
 - b. Brookton Aquatic Centre - Equipment & Furniture Replacement Program Operating.
 - c. Caravan Park - Equipment & Furniture Replacement Program.
 - d. Gymnasium - Equipment & Furniture Replacement Program.
 - e. Brookton CRC - Equipment & Furniture Replacement Program; included at Attachment 14.05.26.03A; and
2. the draft 2026/27 Brookton Aquatic Centre - Capital Upgrade/Renewal included at Attachment 14.05.26.03B.

(Simple majority vote required)

COUNCIL RESOLUTION

MOVED Cr Crouch

SECONDED Cr McCabe

That Council adopt:

1. **the draft 2026/27:**
 - a. **Administration & Depot - Equipment & Furniture Replacement Program.**
 - b. **Brookton Aquatic Centre - Equipment & Furniture Replacement Program Operating.**
 - c. **Caravan Park - Equipment & Furniture Replacement Program.**
 - d. **Gymnasium - Equipment & Furniture Replacement Program.**
 - e. **Brookton CRC - Equipment & Furniture Replacement Program; included at Attachment 14.05.26.03A; and**
2. **the draft 2026/27 Brookton Aquatic Centre - Capital Upgrade/Renewal included at Attachment 14.05.26.03B.**

CARRIED BY SIMPLE MAJORITY VOTE 6/0

**For: Cr Wallis, Cr McCabe, Cr Crouch, Cr Copping, Cr Harben, Cr Toop
Against: Nil.**

Attachments

- Attachment 14.05.26.03A – 2026/27 Draft Equipment & Furniture Replacement Programs
Attachment 14.05.26.03B – 2026/27 Draft Brookton Aquatic Centre Capital Upgrade/Renewal

Administration & Depot - Equipment & Furniture Replacement Program										Purchase	Purchase	Purchase	Purchase	Purchase	Purchase	Purchase	Purchase	Purchase	Purchase	Purchase	Purchase	Purchase	Purchase	Purchase	Purchase	Purchase	Purchase	Purchase	Purchase	Purchase	Purchase	Purchase	Purchase	Purchase	Purchase	Total
Number	Details	Year	Age	Change Frequency	Change Year	New GST	ex	2026-27	2027-28	2028-29	2029-30	2030-31	2031-32	2032-33	2033-34	2034-35	2035-36	2036-37	2037-38	2038-39	2039-40	2040-41	2041-42	2042-43	2043-44	2044-45	2045-46	Total								
		2026						1	2	3	4	5	6	7	8	9	10	11	12	13	14	15	16	17	18	19	20									
Main Server																																				
Server	Dell PowerEdge Server R550 New accounting Software - ERP	2026	0	4 Years	2030 2031	\$80,000			\$300,000		\$80,000				\$80,000				\$80,000				\$80,000					\$320,000								
Building Microwave links																																				
Office Admin pole		2017	9	5 Years	2022 2023	\$4,000			\$4,000						\$4,000				\$4,000					\$4,000				\$16,000								
Brookton CRC		2023	3	5 Years	2028 2029	\$4,000				\$4,000										\$4,000				\$4,000				\$16,000								
Depot Pole		2023	3	5 Years	2028 2029	\$4,000				\$4,000					\$4,000					\$4,000				\$4,000				\$16,000								
CCTV Pole	Robinson Road, Brookton	2023	3	5 Years	2022 2023	\$5,000			\$5,000						\$5,000				\$5,000				\$5,000					\$20,000								
CCTV																																				
CCTV Cameras X 17	Robinson Road, Brookton	2023	3	5 Years	2028 2029	\$27,200				\$27,200					\$27,200					\$27,200				\$27,200				\$108,800								
CCTV Quad Camera x 1	Robinson Road, Brookton	2024	2	5 Years	2029 2030	\$7,000					\$7,000				\$7,000					\$7,000				\$7,000				\$28,000								
CCTV Cameras x 10	WB Eva Pavilion & Camp Kitchen	2023	3	5 Years	2028 2029	\$16,000				\$16,000					\$16,000					\$16,000				\$16,000				\$64,000								
CCTV Administration Office	14 White Street, Brookton	2025	1	5 Years	2024 2025	\$12,000					\$12,000				\$12,000					\$12,000				\$12,000				\$48,000								
Mobile Phone																																				
CEO - Mobile 1	iPhone - iPhone 12 - model MGJ53X/A - SN - H4YLL180F0N	2024	2	3 Years	2027 2028	\$1,000			\$1,000			\$1,000			\$1,000			\$1,000			\$1,000			\$1,000			\$1,000	\$7,000								
MCC - Mobile 2	iPhone 11 Black Model - MHDA3X/A Serial # - FFWL74KTN735	2023	3	3 Years	2026 2027	\$1,000	\$1,000				\$1,000			\$1,000			\$1,000			\$1,000			\$1,000			\$1,000	\$1,000	\$7,000								
TIC - Mobile 4	Apple iPhone 16E SN	2025	1	3 Years	2028 2029	\$1,000				\$1,000				\$1,000			\$1,000			\$1,000			\$1,000			\$1,000	\$1,000	\$6,000								
CESM- Mobile 5	Samsung Galaxy S24FE 129gb graphite #R5CX3BSWRZ (Currently not in use)	2024	2	3 Years	2027 2028	\$1,000			\$1,000			\$1,000			\$1,000			\$1,000			\$1,000			\$1,000			\$1,000	\$7,000								
WC - Mobile 6	iPhone SE Serial#FFNGHF22PLJQ model MHGP3X/A	2024	2	3 Years	2027 2028	\$1,000			\$1,000			\$1,000			\$1,000			\$1,000			\$1,000			\$1,000			\$1,000	\$7,000								
BMO - Mobile 7	Samsung Galaxy S25 - S/N	2025	1	3 Years	2028 2029	\$1,000				\$1,000				\$1,000			\$1,000			\$1,000			\$1,000			\$1,000	\$1,000	\$6,000								
CPC - Mobile 8	Samsung Galaxy S25 - S/N	2025	1	3 Years	2028 2029	\$1,000				\$1,000				\$1,000			\$1,000			\$1,000			\$1,000			\$1,000	\$1,000	\$6,000								
SPARE - Mobile 9	iPhone 13 Model MLPF3X/A S/N HVVJQR6X4H IMEI 35 130964 775771 5 (Used by CESM)	2024	2	3 Years	2027 2028	\$1,000			\$1,000			\$1,000			\$1,000			\$1,000			\$1,000			\$1,000			\$1,000	\$7,000								
ACS - Mobile 10	iPhone 11 Black Serial#FFWL747EN735	2024	2	3 Years	2027 2028	\$1,000			\$1,000			\$1,000			\$1,000			\$1,000			\$1,000			\$1,000			\$1,000	\$7,000								
P&G LH - Mobile 11	Not in Use (Samsung Located in Safe)	2024	2	3 Years	2027 2028	\$1,000			\$1,000			\$1,000			\$1,000			\$1,000			\$1,000			\$1,000			\$1,000	\$7,000								
Desktop PC's																																				
Counter WS61	Acer Veriton N440G S/N 81501260	2026	0	3 Years	2029 2030	\$3,500					\$3,500				\$3,500				\$3,500				\$3,500				\$3,500	\$21,000								
Laptops																																				
CESM	DOCK/CASE PSU-IPAD PRO 11 (M4/5)	2026	3	3 Years	2029 2030	\$5,000					\$5,000				\$5,000				\$5,000				\$5,000			\$5,000	\$30,000									
LP33 - TIO	HP Probook SN 5CD2235HO2	2023	3	3 Years	2026 2027	\$3,500	\$3,500				\$3,500				\$3,500				\$3,500			\$3,500			\$3,500		\$3,500	\$24,500								
LP42 - FO Rates	HP Probook 450 Laptop S/N 5CD2235H05	2023	3	3 Years	2026 2027	\$3,500	\$3,500				\$3,500				\$3,500				\$3,500			\$3,500			\$3,500		\$3,500	\$24,500								
LP47 - GO	HP Pro book 450 G9 5CD2235HO3 6K4CBPA#ABG	2023	3	3 Years	2026 2027	\$3,500	\$3,500				\$3,500				\$3,500				\$3,500			\$3,500			\$3,500		\$3,500	\$24,500								
LP48 - BMO	HP ProBook 450 G9 Laptop S/N 5CD2235GZG	2023	3	3 Years	2026 2027	\$3,500	\$3,500				\$3,500				\$3,500				\$3,500			\$3,500			\$3,500		\$3,500	\$24,500								
LP49 - FO Payroll	HP ProBook 450 SN# 5CD2235GZ3	2023	3	3 Years	2026 2027	\$3,500	\$3,500				\$3,500				\$3,500				\$3,500			\$3,500			\$3,500		\$3,500	\$24,500								
LP51 - MCC	Dynabook Teora A50-K, I7, 15.6, 16GB 512GB SSD SN 83145929H	2024	2	3 Years	2027 2028	\$3,500			\$3,500			\$3,500			\$3,500			\$3,500			\$3,500			\$3,500			\$3,500	\$24,500								
LP52 - FO Creditors	Dynabook Teora A50-K, I7, 15.6, 16GB 512GB SSD	2024	2	3 Years	2027 2028	\$3,500			\$3,500			\$3,500			\$3,500			\$3,500			\$3,500			\$3,500			\$3,500	\$24,500								
LP53 - EHO	Dynabook - Teora A50-K SN 83145938H	2024	2	3 Years	2027 2028	\$3,500			\$3,500			\$3,500			\$3,500			\$3,500			\$3,500			\$3,500			\$3,500	\$24,500								
LP54 - SFO	Dynabook Teora A50-K, I7, 15.6, 16GB 512GB SSD serial#8314590H	2024	2	3 Years	2027 2028	\$3,500			\$3,500			\$3,500			\$3,500			\$3,500			\$3,500			\$3,500			\$3,500	\$24,500								
LP56 - ACS	HP ProBook 450 Laptop S/N 5CD2235H00	2023	3	3 Years	2026 2027	\$3,500	\$3,500				\$3,500				\$3,500				\$3,500			\$3,500			\$3,500		\$3,500	\$24,500								
LP62 - WC	DynaBook Teora A60-M 16GB 512GB SSD	2026	0	3 Years	2029 2030	\$3,500					\$3,500				\$3,500				\$3,500			\$3,500			\$3,500		\$3,500	\$21,000								
LP63 - WAO	DynaBook Teora A60-M 16GB 512GB SSD	2026	0	3 Years	2029 2030	\$3,500					\$3,500				\$3,500				\$3,500			\$3,500			\$3,500		\$3,500	\$21,000								
LP64 - AO	DynaBook Teora A60-M 16GB 512GB SSD	2026	0	3 Years	2029 2030	\$3,500					\$3,500				\$3,500				\$3,500			\$3,500			\$3,500		\$3,500	\$21,000								
LP65 - MP	DynaBook Teora A60-M 16GB 512GB SSD	2026	0	3 Years	2029 2030	\$3,500					\$3,500				\$3,500				\$3,500			\$3,500			\$3,500		\$3,500	\$21,000								
LP66 - EGO	DynaBook Teora A60-M 16GB 512GB SSD	2026	0	3 Years	2029 2030	\$3,500					\$3,500				\$3,500				\$3,500			\$3,500			\$3,500		\$3,500	\$21,000								
LP67 - CDO	Lenovo ThinkPad P16V G2 16" 32GB 1TB SN PF5PR3N5	2026	0	3 Years	2029 2030	\$3,500					\$3,500				\$3,500				\$3,500			\$3,500			\$3,500		\$3,500	\$21,000								
LP81 - CEO	Dynabook - Teora A60 32GB 1TB 15196579H,	2026	0	3 Years	2029 2030	\$3,500					\$3,500				\$3,500				\$3,500			\$3,500			\$3,500		\$3,500	\$21,000								
LP82 - TRAINEE	Dynabook	2026	0	3 Years	2029 2030	\$3,500					\$3,500				\$3,500				\$3,500			\$3,500			\$3,500		\$3,500	\$21,000								
Toughpad	Panasonic Toughpad RAMM	2016	10	3 Years	2019 2020	\$5,000				\$5,000			\$5,000			\$5,000			\$5,000			\$5,000			\$5,000		\$5,000	\$30,000								
WS27 - LH P&G	HP Prodesk 405 G6 Desktop Mini PC 8CC1282ZM1	2020	6	3 Years	2023 2024	\$3,500	\$3,500				\$3,500				\$3,500				\$3,500			\$3,500			\$3,500		\$3,500	\$24,500								
Digital Multi Media																																				
Projector & Screen	CDO	2021	5	5 Years	2026 2027	\$6,000		\$6,000						\$6,000					\$6,000				\$6,000				\$6,000	\$24,000								
Chambers - Logitech MeetUp Conference Cam & Wireless Connection	Chambers	2021	5	5 Years	2026 2027	\$2,250	\$2,250							\$2,250					\$2,250				\$2,250				\$2,250	\$9,000								
Chambers - 1 x 65 Inch Hisense TV & 2 x 50 Inch Hisense TV	Chambers	2021	5	5 Years	2026 2027	\$2,400	\$2,400							\$2,400					\$2,400				\$2,400				\$2,400	\$9,600								
Admin Office Room - 1 x 43 Inch Hisense TV	Admin Office Room	2021	5	5 Years	2026 2027	\$1,000	\$1,000							\$1,000					\$1,000				\$1,000				\$1,000	\$4,000								
TV Depot	TEAC Flat Screen	2021	5	5 Years	2026 2027	\$1,000	\$1,000							\$1,000					\$1,000				\$1,000				\$1,000	\$4,000								
Chambers audio recording system	Chambers	2024	2	5 Years	2029 2030	\$15,000					\$15,000				\$15,000				\$15,000				\$15,000				\$15,000	\$60,000								
Network Printers																																				

Brookton Aquatic Centre - Equipment & Furniture Replacement Program Operating								Purchase	Purchase	Purchase	Purchase	Purchase	Purchase	Purchase	Purchase	Purchase	Purchase	Purchase	Purchase	Purchase	Purchase	Purchase	Purchase	Purchase	Purchase	Purchase	Purchase	Purchase	Purchase	Total		
Make/Model	Details		Year	Age	Change Frequency	Change Year	New ex GST	2026-27	2027-28	2028-29	2029-30	2030-31	2031-32	2032-33	2033-34	2034-35	2035-36	2036-37	2037-38	2038-39	2039-40	2040-41	2041-42	2042-43	2043-44	2044-45	2045-46	Total				
		2026						1	2	3	4	5	6	7	8	9	10	11	12	13	14	15	16	17	18	19	20					
	Kiosk																															
KTB2802WA	Kelvinator Fridge/Freezer		2019	7	10 Years	2029 2030	\$800				\$800						\$2,500	\$800						\$800			\$2,400					
	Palintest Lumiso Water Test Kit		2025	1	5 Years	2030 2031	\$2,500				\$2,500						\$2,500					\$2,500				\$2,500	\$10,000					
	Warning Signs		2021	5	5 Years	2026 2027	\$2,000	\$2,000					\$2,000				\$2,000						\$2,000				\$8,000					
	First Aid Room																															
	Inspection Bed/Lounge		2000	26	15 Years	2015 2016	\$900					\$900															\$900	\$1,800				
	Changeroom/Toilets																															
Rheem	Hot Water System 125lt (Female)		2021	5	10 Years	2031 2032	\$800						\$800															\$1,600				
Rheem	Hot Water System (Male & kiosk)		2008	18	10 Years	2018 2019	\$800			\$800									\$800					\$800				\$1,600				
	Grass/Concourse Areas																															
	3 Tiered Benches 2 x (west side)		2020	6	10 Years	2030 2031	\$3,000					\$3,000																\$6,000				
	Single Bench Seat 1 x (Between main and small pool)		2022	4	10 Years	2032 2033	\$1,000							\$1,000											\$1,000			\$2,000				
	Picnic Benches 2 x (West Side and Kiosk Area)		2022	4	10 Years	2032 2033	\$2,000							\$2,000											\$2,000			\$4,000				
	Individual Seating (6 x Brown, 11 Orange)		2022	4	10 Years	2032 2033	\$1,700							\$1,700											\$1,700			\$3,400				
	Concrete and Wooden Benches x 3 (Refurbished)		2022	4	10 Years	2032 2033	\$3,000							\$3,000											\$3,000			\$6,000				
	Power Tools/Garden Equipment																															
Masport 400ST	Masport 400ST Lawn Mower		2020	6	5 Years	2025 2026	\$800					\$800					\$800										\$800	\$3,200				
Makita/DUB363	Makita Cordless Blower Vac 36v + x 2 4.0Ah Batteries		2020	6	5 Years	2025 2026	\$800					\$800					\$800										\$800	\$3,200				
Icleaner/Robo Pro	Auto Pool Cleaner + 30mt Cable icleaner		2022	4	3 Years	2025 2026	\$4,000			\$4,000					\$4,000				\$4,000							\$4,000	\$24,000					
	First Aid/Fire Equipment																															
Oxi-Sok	OxySok		2020	6	10 Years	2030 2031	\$800					\$800																\$1,200				
BOC	Oxygen Cylinders x 2		2020	6	3 Years	2023 2024	\$200	\$200			\$200			\$200						\$200					\$200			\$1,400				
Laerdal	Spinal Board + 4 Straps + Velcro Headblock		2020	6	5 Years	2025 2026	\$1,010					\$1,010													\$1,010			\$4,040				
Bell Fire	3 x Dry Chemical Fire Extinguishers		2018	8	5 Years	2023 2024	\$500			\$500					\$500					\$500					\$500			\$2,000				
Royal Life WA	Rescue Tube x2		2019	7	5 Years	2024 2025	\$340				\$340				\$340										\$340			\$1,360				
Heartstart HS1 Philips	Defibrillator SN:A12H-04710		2018	8	10 Years	2028 2029	\$2,500			\$2,500										\$2,500							\$2,500	\$5,000				
	Activity Equipment																															
Table Tennis	Table, balls and net		2023	5	5 Years	2028 2029	\$1,000			\$1,000					\$1,000					\$1,000							\$1,000	\$4,000				
							30,250																									
Total Purchases Net								\$2,200	\$0	\$8,800	\$1,340	\$9,610	\$6,800	\$7,900	\$1,500	\$4,340	\$5,310	\$2,800	\$4,000	\$5,000	\$340	\$12,710	\$3,000	\$7,700	\$6,300	\$540	\$6,010		\$96,200			
Variance								\$0	\$0	\$0	\$0	\$0	\$0	\$0	\$0	\$0	\$0	\$0	\$0	\$0	\$0	\$0	\$0	\$0	\$0	\$0	\$0	\$0	\$0	\$0		
Furniture & Equipment Reserve Opening Balance :								\$109,144	\$259,944	\$1,544	\$49,044	\$46,954	\$11,744	\$32,444	\$40,244	\$74,144	\$18,604	\$38,394	\$49,894	\$103,894	\$11,894	\$43,304	\$108,794	\$80,494	\$51,594	\$88,894	\$65,854					
Plan transfer to Reserve - X ref								\$265,000	\$135,000	\$135,000	\$135,000	\$135,000	\$135,000	\$135,000	\$135,000	\$135,000	\$135,000	\$135,000	\$135,000	\$135,000	\$135,000	\$135,000	\$135,000	\$135,000	\$135,000	\$135,000	\$135,000	\$135,000	\$135,000	\$135,000	\$135,000	\$2,830,000
Transfer into Reserve								\$265,000	\$135,000	\$135,000	\$135,000	\$135,000	\$135,000	\$135,000	\$135,000	\$135,000	\$135,000	\$135,000	\$135,000	\$135,000	\$135,000	\$135,000	\$135,000	\$135,000	\$135,000	\$135,000	\$135,000	\$135,000	\$135,000	\$135,000	\$135,000	\$2,830,000
Transfer from Reserve Admin Replacement Program								-\$48,150	-\$351,000	-\$59,200	-\$110,750	-\$110,000	-\$35,750	-\$86,000	-\$74,200	-\$141,750	-\$62,000	-\$47,150	-\$42,600	-\$193,200	-\$70,750	-\$9,000	-\$94,150	-\$124,000	-\$59,800	-\$120,750	-\$22,000	-\$1,862,200				
Transfer from Reserve Caravan Park Replacement Program								-\$31,850	-\$13,500	-\$5,500	-\$8,500	-\$32,900	-\$26,750	-\$6,000	-\$15,400	-\$14,200	-\$21,400	-\$30,050	-\$8,000	-\$14,700	-\$9,500	-\$24,300	-\$29,150	-\$14,100	-\$6,100	-\$10,000	-\$26,200	-\$348,100				
Transfer from Reserve Gym Replacement Program								-\$11,500	-\$18,800	-\$4,500	-\$9,500	-\$15,200	-\$23,000	-\$1,500	-\$4,500	-\$13,400	-\$12,000	-\$29,000	-\$8,800	-\$4,500	-\$19,500	-\$12,000	-\$23,000	-\$1,500	-\$4,500	-\$10,400	-\$15,200	-\$242,300				
Transfer from Reserve CRC Replacement Program								-\$20,500	-\$10,100	-\$9,500	-\$7,000	-\$2,500	-\$22,000	-\$25,800	-\$5,500	-\$16,850	-\$14,500	-\$14,500	-\$17,600	-\$9,600	-\$3,500	-\$11,500	-\$14,000	-\$16,600	-\$21,000	-\$16,350	-\$4,000	-\$262,900				
Transfer from Reserve Pool Replacement Program								-\$2,200	\$0	-\$8,800	-\$1,340	-\$9,610	-\$6,800	-\$7,900	-\$1,500	-\$4,340	-\$5,310	-\$2,800	-\$4,000	-\$5,000	-\$340	-\$12,710	-\$3,000	-\$7,700	-\$6,300	-\$540	-\$6,010	-\$96,200				
Furniture & Equipment Reserve Closing Balance :								\$259,944	\$1,544	\$49,044	\$46,954	\$11,744	\$32,444	\$40,244	\$74,144	\$18,604	\$38,394	\$49,894	\$103,894	\$11,894	\$43,304	\$108,794	\$80,494	\$51,594	\$88,894	\$65,854	\$127,444					

Updated 30/04/2026

Comments: Year 2 Year 3 Year 4 Year 5 Year 6 Year 7 Year 8 Year 9 Year 10 Year 11 Year 12 Year 13 Year 14 Year 15 Year 16 Year 17 Year 18 Year 19 Year 20 Year 20

Notes:
Change Frequency is the number of years which trigger the planned replacement.

Change Year is the combination of the Year of the Equipment and the Change Frequency extension

New is the estimated new value of the replacement equipment if it was purchased in the current year

Gymnasium - Equipment & Furniture Replacement Program								Purchase	Purchase	Purchase	Purchase	Purchase	Purchase	Purchase	Purchase	Purchase	Purchase	Purchase	Purchase	Purchase	Purchase	Purchase	Purchase	Purchase	Purchase	Purchase	Purchase	Total			
Asset #	Details	Year	Age	Change Frequency	Change Year	New ex GST	2026-27	2027-28	2028-29	2029-30	2030-31	2031-32	2032-33	2033-34	2034-35	2035-36	2036-37	2037-38	2038-39	2039-40	2040-41	2041-42	2042-43	2043-44	2044-45	2045-46	Total				
		2026					1	2	3	4	5	6	7	8	9	10	11	12	13	14	15	16	17	18	19	20					
	Matrix T-1X-03-C Treadmill	2015	11	5 Years	2020 2021	\$10,500					\$10,500					\$10,500					\$10,500					\$10,500	\$42,000				
	Matrix E-ES-PLED Elliptical - Cross Trainer	2026	0	5 Years	2031 2032	\$7,000						\$7,000					\$7,000								\$7,000		\$21,000				
	Matrix T-ES-PLED Treadmill	2026	0	5 Years	2031 2032	\$10,500						\$10,500					\$10,500								\$10,500		\$31,500				
	Matrix Air Rower	2016	10	5 Years	2021 2022	\$2,000	\$2,000					\$2,000						\$2,000							\$2,000		\$8,000				
	Vision ST710 Multi Station	2015	11	12 Years	2027 2028	\$10,000		\$10,000												\$10,000							\$20,000				
	Vision ST700 Functional Trainer	2016	10	10 Years	2026 2027	\$6,000	\$6,000										\$6,000										\$12,000				
	Matrix Versa S70 Leg Press/Calf Press	2017	9	10 Years	2027 2028	\$6,000		\$6,000											\$6,000								\$12,000				
	Matrix G1-FW153 Adjustable Incline Bench	2017	9	10 Years	2027 2028	\$1,300		\$1,300											\$1,300								\$2,600				
	Vertical Knee Raise w/in Matrix MG-A63C	2015	11	15 Years	2030 2031	\$2,000					\$2,000														\$2,000		\$4,000				
	Matrix Endurance Recumbent Bike with LED Console	2023	3	5 Years	2028 2029	\$3,000			\$3,000										\$3,000						\$3,000		\$12,000				
	Olympic weight plates - 200kg	2024	2	10 Years	2034 2035	\$900									\$900					\$900					\$900		\$1,800				
	Matrix Magnum Smith Machine	2024	2	5 Years	2029 2030	\$8,000				\$8,000					\$8,000					\$8,000					\$8,000		\$32,000				
	Dumbbell 3 tier rack	2015	11	15 Years	2030 2031	\$1,200					\$1,200														\$1,200		\$2,400				
	40x Assorted Rubber Hex Dumbbells 1kg - 35kg	2014	12	20 Years	2034 2035	\$3,000									\$3,000												\$3,000				
	Palsonic TV	2016	10	5 Years	2021 2022	\$2,000	\$2,000					\$2,000					\$2,000							\$2,000			\$8,000				
	Miscellaneous equipment under \$1000	2024	1	1 Years	2025 2026	\$1,500	\$1,500	\$1,500	\$1,500	\$1,500	\$1,500	\$1,500	\$1,500	\$1,500	\$1,500	\$1,500	\$1,500	\$1,500	\$1,500	\$1,500	\$1,500	\$1,500	\$1,500	\$1,500	\$1,500	\$1,500	\$30,000				
Total Purchases Net							\$11,500	\$18,800	\$4,500	\$9,500	\$15,200	\$23,000	\$1,500	\$4,500	\$13,400	\$12,000	\$29,000	\$8,800	\$4,500	\$19,500	\$12,000	\$23,000	\$1,500	\$4,500	\$10,400	\$15,200		\$242,300			
Total Change-over cost:																															
Variance							\$0	\$0	\$0	\$0	\$0	\$0	\$0	\$0	\$0	\$0	\$0	\$0	\$0	\$0	\$0	\$0	\$0	\$0	\$0	\$0	\$0	\$0			
Furniture & Equipment Reserve Opening Balance:							\$109,144	\$259,944	\$1,544	\$49,044	\$46,954	\$11,744	\$32,444	\$40,244	\$74,144	\$18,604	\$38,394	\$49,894	\$103,894	\$11,894	\$43,304	\$108,794	\$80,494	\$51,594	\$88,894	\$65,854					
Plan transfer to Reserve - X ref							\$265,000	\$135,000	\$135,000	\$135,000	\$135,000	\$135,000	\$135,000	\$135,000	\$135,000	\$135,000	\$135,000	\$135,000	\$135,000	\$135,000	\$135,000	\$135,000	\$135,000	\$135,000	\$135,000	\$135,000	\$135,000	\$135,000	\$135,000	\$135,000	\$2,830,000
Transfer into Reserve							\$265,000	\$135,000	\$135,000	\$135,000	\$135,000	\$135,000	\$135,000	\$135,000	\$135,000	\$135,000	\$135,000	\$135,000	\$135,000	\$135,000	\$135,000	\$135,000	\$135,000	\$135,000	\$135,000	\$135,000	\$135,000	\$135,000	\$135,000	\$135,000	\$2,830,000
Transfer from Reserve Admin Replacement Program							-\$48,150	-\$351,000	-\$59,200	-\$110,750	-\$110,000	-\$35,750	-\$86,000	-\$74,200	-\$141,750	-\$62,000	-\$47,150	-\$42,600	-\$193,200	-\$70,750	-\$9,000	-\$94,150	-\$124,000	-\$59,800	-\$120,750	-\$22,000				-\$1,862,200	
Transfer from Reserve Caravan Park Replacement Program							-\$31,850	-\$13,500	-\$5,500	-\$8,500	-\$32,900	-\$26,750	-\$6,000	-\$15,400	-\$14,200	-\$21,400	-\$30,050	-\$8,000	-\$14,700	-\$9,500	-\$24,300	-\$29,150	-\$14,100	-\$6,100	-\$10,000	-\$26,200					-\$348,100
Transfer from Reserve Gym Replacement Program							-\$11,500	-\$18,800	-\$4,500	-\$9,500	-\$15,200	-\$23,000	-\$1,500	-\$4,500	-\$13,400	-\$12,000	-\$29,000	-\$8,800	-\$4,500	-\$19,500	-\$12,000	-\$23,000	-\$1,500	-\$4,500	-\$10,400	-\$15,200					-\$242,300
Transfer from Reserve CRC Replacement Program							-\$20,500	-\$10,100	-\$9,500	-\$7,000	-\$2,500	-\$22,000	-\$25,800	-\$5,500	-\$16,850	-\$14,500	-\$14,500	-\$17,600	-\$9,600	-\$3,500	-\$11,500	-\$14,000	-\$16,600	-\$21,000	-\$16,350	-\$4,000					-\$262,900
Transfer from Reserve Pool Replacement Program							-\$2,200	\$0	-\$8,800	-\$1,340	-\$9,610	-\$6,800	-\$7,900	-\$1,500	-\$4,340	-\$5,310	-\$2,800	-\$4,000	-\$5,000	-\$340	-\$12,710	-\$3,000	-\$7,700	-\$6,300	-\$540	-\$6,010					-\$96,200
Furniture & Equipment Reserve Closing Balance :							\$259,944	\$1,544	\$49,044	\$46,954	\$11,744	\$32,444	\$40,244	\$74,144	\$18,604	\$38,394	\$49,894	\$103,894	\$11,894	\$43,304	\$108,794	\$80,494	\$51,594	\$88,894	\$65,854	\$127,444					

Updated 30/04/2026

Comments: Year 2 Year 3 Year 4 Year 5 Year 6 Year 7 Year 8 Year 9 Year 10 Year 11 Year 12 Year 13 Year 14 Year 15 Year 16 Year 17 Year 18 Year 19 Year 20

Notes: Change Frequency is the number of years which trigger the planned replacement.

Change Year is the combination of the Year of the Equipment and the Change Frequency extension

New is the estimated new value of the replacement equipment if it was purchased in the current year

Brookton CRC - Equipment & Furniture Replacement Program							Purchase	Purchase	Purchase	Purchase	Purchase	Purchase	Purchase	Purchase	Purchase	Purchase	Purchase	Purchase	Purchase	Purchase	Purchase	Purchase	Purchase	Purchase	Purchase	Purchase	Purchase	Total
Details		Year	Age	Change Frequency	Change Year	New GST	2026-27	2027-28	2028-29	2029-30	2030-31	2031-32	2032-33	2033-34	2034-35	2035-36	2036-37	2037-38	2038-39	2039-40	2040-41	2041-42	2042-43	2043-44	2044-45	2045-46	Total	
	2026						1	2	3	4	5	6	7	8	9	10	11	12	13	14	15	16	17	18	19	20		
Laptops																												
ASUS Vivobook Laptop - Video Conferencing laptop - SOBO LP38		2023		4 Years	2027 2028	\$3,500		\$3,500				\$3,500				\$3,500			\$3,500				\$3,500				\$17,500	
SOBO WS40 Public Desktop 1 SN# YLW03R4C		2021		5 Years	2026 2027	\$3,500	\$3,500					\$3,500					\$3,500			\$3,500			\$3,500				\$14,000	
SOBO WS41 Public Desktop 2 SN# YLW03R3K		2021		5 Years	2026 2027	\$3,500	\$3,500					\$3,500					\$3,500			\$3,500			\$3,500				\$14,000	
PC Reception PC - SOBO - WSS9		2025		3 Years	2028 2029	\$3,500			\$3,500			\$3,500			\$3,500			\$3,500			\$3,500			\$3,500			\$21,000	
HP Probook BCRC Laptop - SOBO - LP45		2022		3 Years	2025 2026	\$3,500			\$3,500			\$3,500			\$3,500			\$3,500			\$3,500			\$3,500			\$21,000	
Dell - CRC- AO Laptop - SOBO - LP29		2023		3 Years	2026 2027	\$3,500	\$3,500			\$3,500			\$3,500				\$3,500			\$3,500			\$3,500		\$3,500		\$24,500	
Desktop - CRC - CS - SOBO WS25		2023		3 Years	2026 2027	\$3,500	\$3,500			\$3,500			\$3,500				\$3,500			\$3,500			\$3,500		\$3,500		\$24,500	
Monitors x 6 CRC - C		2022		3 Years	2025 2026	\$1,500			\$1,500			\$1,500			\$1,500			\$1,500			\$1,500			\$1,500			\$9,000	
Furniture & Equipment																												
2 Seater Couch		2023		10 Years	2033 2034	\$1,000								\$1,000										\$1,000			\$2,000	
3 Seater Couch		2023		10 Years	2033 2034	\$1,000								\$1,000										\$1,000			\$2,000	
BCRC Desk		2023		20 Years	2043 2044	\$3,500																	\$3,500				\$3,500	
Conference Room Chairs x 8		2006		10 Years	2016 2017	\$4,000	\$4,000									\$4,000											\$8,000	
Conference Room Table		2007		20 Years	2027 2028	\$2,000		\$2,000																			\$2,000	
Credenza Cupboard x 2		2017		15 Years	2032 2033	\$1,200							\$1,200														\$1,200	
Credenza Cupboards Lockable x 2		2023		15 Years	2038 2039	\$1,600													\$1,600								\$1,600	
Digital Projector		2024		4 Years	2028 2029	\$1,000			\$1,000				\$1,000					\$1,000			\$1,000				\$1,000		\$5,000	
Disability Ramp		2017		20 Years	2037 2038	\$2,000												\$2,000							\$1,000		\$2,000	
Dual Sliding Door Cabinet x 2		2023		15 Years	2038 2039	\$1,000													\$1,000								\$1,000	
Fridge/Freezer		2020		5 Years	2025 2026	\$900				\$900					\$900					\$900						\$900	\$3,600	
AO Corner desk		2023		10 Years	2033 2034	\$2,000								\$2,000										\$2,000			\$4,000	
Front Reception Desk		2011		20 Years	2031 2032	\$3,000					\$3,000													\$2,000			\$3,000	
Office Chairs x 2		2024		10 Years	2034 2035	\$2,000									\$2,000									\$2,000			\$4,000	
Meeting Table		2006		20 Years	2026 2027	\$2,000	\$2,000																				\$2,000	
Meeting Chairs x 6		2015		10 Years	2025 2026	\$2,000																				\$2,000	\$4,000	
Office Chair on Wheels x 6		2023		10 Years	2033 2034	\$1,500								\$1,500										\$1,500			\$3,000	
Rexel CB405 Binder		2025		5 Years	2030 2031	\$1,100				\$1,100						\$1,100										\$1,100	\$4,400	
2 x Person Work Station Public Computers		2024		10 Years	2034 2035	\$1,350									\$1,350										\$1,350		\$2,700	
TCL TV Model: Beyond TV2 x 2		2022		5 Years	2027 2028	\$1,800		\$1,800					\$1,800						\$1,800					\$1,800			\$7,200	
Stationery Cupboard Metal		2022		5 Years	2027 2028	\$1,000		\$1,000					\$1,000						\$1,000					\$1,000			\$4,000	
Brochure Stand 4 Sided		2022		5 Years	2027 2028	\$1,800		\$1,800					\$1,800						\$1,800					\$1,800			\$7,200	
Book Shelf x 5		2024		10 Years	2034 2035	\$5,000									\$5,000										\$5,000		\$10,000	
Cube Shelf 4 Hole x 5		2022		10 Years	2032 2033	\$4,000							\$4,000										\$4,000				\$8,000	
Cube Shelf 4 Door x 4		2022		10 Years	2032 2033	\$4,000							\$4,000										\$4,000				\$8,000	
Cub Shelf 2 Hole x 5		2022		10 Years	2032 2033	\$4,000							\$4,000										\$4,000				\$8,000	
Marquee		2026		10 Years	2036 2037	\$2,500										\$2,500											\$2,500	
Marquee		2027		10 Years	2037 2038	\$2,500											\$2,500										\$2,500	
Whiteboard x 1 - fixed mobile		2010		20 Years	2030 2031	\$500					\$500																\$500	
Whiteboard x 1 - Double Sided Mobile		2006		20 Years	2026 2027	\$500	\$500																				\$500	
Total Purchases Net				Total Change-over cost:			\$20,500	\$10,100	\$9,500	\$7,000	\$2,500	\$22,000	\$25,800	\$5,500	\$16,850	\$14,500	\$14,500	\$17,600	\$9,600	\$3,500	\$11,500	\$14,000	\$16,600	\$21,000	\$16,350	\$4,000	\$262,900	
				Variance			\$0	\$0	\$0	\$0	\$0	\$0	\$0	\$0	\$0	\$0	\$0	\$0	\$0	\$0	\$0	\$0	\$0	\$0	\$0	\$0	\$0	
				Furniture & Equipment Reserve Opening Balance:			\$109,144	\$259,944	\$1,544	\$49,044	\$46,954	\$11,744	\$32,444	\$40,244	\$74,144	\$18,604	\$38,394	\$49,894	\$103,894	\$11,894	\$43,304	\$108,794	\$80,494	\$51,594	\$88,894	\$65,854	\$2,630,000	
				Plan transfer to Reserve - X ref			\$265,000	\$135,000	\$135,000	\$135,000	\$135,000	\$135,000	\$135,000	\$135,000	\$135,000	\$135,000	\$135,000	\$135,000	\$135,000	\$135,000	\$135,000	\$135,000	\$135,000	\$135,000	\$135,000	\$135,000	\$2,630,000	
				Transfer to Reserve			\$265,000	\$135,000	\$135,000	\$135,000	\$135,000	\$135,000	\$135,000	\$135,000	\$135,000	\$135,000	\$135,000	\$135,000	\$135,000	\$135,000	\$135,000	\$135,000	\$135,000	\$135,000	\$135,000	\$135,000	\$2,630,000	
				Transfer from Reserve Admin Replacement Program			-\$48,150	-\$351,000	-\$59,200	-\$110,750	-\$110,000	-\$35,750	-\$86,000	-\$74,200	-\$141,750	-\$62,000	-\$47,150	-\$42,600	-\$193,200	-\$70,750	-\$9,000	-\$94,150	-\$124,000	-\$59,800	-\$120,750	-\$22,000	-\$1,862,200	
				Transfer from Reserve Caravan Park Replacement Program			-\$31,850	-\$13,500	-\$5,500	-\$8,500	-\$32,900	-\$26,750	-\$6,000	-\$15,400	-\$14,200	-\$21,400	-\$30,050	-\$8,000	-\$14,700	-\$9,500	-\$24,300	-\$29,150	-\$14,100	-\$6,100	-\$10,000	-\$26,200	-\$348,100	
				Transfer from Reserve Gym Replacement Program			-\$11,500	-\$18,800	-\$4,500	-\$9,500	-\$15,200	-\$23,000	-\$1,500	-\$4,500	-\$13,400	-\$12,000	-\$29,000	-\$8,800	-\$4,500	-\$19,500	-\$12,000	-\$23,000	-\$1,500	-\$4,500	-\$10,400	-\$15,200	-\$242,300	
				Transfer from Reserve CRC Replacement Program			-\$20,500	-\$10,100	-\$9,500	-\$7,000	-\$2,500	-\$22,000	-\$25,800	-\$5,500	-\$16,850	-\$14,500	-\$14,500	-\$17,600	-\$9,600	-\$3,500	-\$11,500	-\$14,000	-\$16,600	-\$21,000	-\$16,350	-\$4,000	-\$262,900	
				Transfer from Reserve Pool Replacement Program			-\$2,200	\$0	-\$8,800	-\$1,340	-\$9,610	-\$6,800	-\$7,900	-\$1,500	-\$4,340	-\$5,310	-\$2,800	-\$4,000	-\$5,000	-\$340	-\$12,710	-\$3,000	-\$7,700	-\$6,300	-\$540	-\$6,010	-\$96,200	
				Furniture & Equipment Reserve Closing Balance :			\$259,944	\$1,544	\$49,044	\$46,954	\$11,744	\$32,444	\$40,244	\$74,144	\$18,604	\$38,394	\$49,894	\$103,894	\$11,894	\$43,304	\$108,794	\$80,494	\$51,594	\$88,894	\$65,854	\$127,444		

Updated 30/04/2026

Comments: Year 1 Year 2 Year 3 Year 4 Year 5 Year 6 Year 7 Year 8 Year 9 Year 10 Year 11 Year 12 Year 13 Year 14 Year 15 Year 16 Year 17 Year 18 Year 19 Year 20

Notes: Change Frequency is the number of years which trigger the planned replacement.

Change Year is the combination of the Year of the Equipment and the Change Frequency extension

New is the estimated new value of the replacement equipment if it was purchased in the current year

Brookton Aquatic Centre - Capital Upgrade/Renewal								Purchase	Purchase	Purchase	Purchase	Purchase	Purchase	Purchase	Purchase	Purchase	Purchase	Purchase	Purchase	Purchase	Purchase	Purchase	Purchase	Purchase	Purchase	Purchase	Purchase	Purchase	Total
Make/Model	Details	Year	Age	Change Frequency	Change Year	New ex GST	2026-27	2027-28	2028-29	2029-30	2030-31	2031-32	2032-33	2033-34	2034-35	2035-36	2036-37	2037-38	2038-39	2039-40	2040-41	2041-42	2042-43	2043-44	2044-45	2045-46	Total		
		2026					1	2	3	4	5	6	7	8	9	10	11	12	13	14	15	16	17	18	19	20			
	Power and Water Metres																												
	Main Power Box (Facility)	2004	22	20 Years	2024 2025	\$20,000																			\$20,000	\$20,000			
	Main Power Box (Road Side)	2021	5	20 Years	2041 2042	\$20,000																			\$20,000	\$20,000			
	Main Power Box (Plant Room)	2006	20	20 Years	2026 2027	\$20,000	\$20,000																				\$20,000		
	Main Water BackFlow Device (Roadside)	2021	5	20 Years	2041 2042	\$20,000																				\$20,000	\$20,000		
	Main Water Meter (Roadside)	2011	15	20 Years	2031 2032	\$20,000						\$20,000															\$20,000		
	Female Changeroom/Toilets																												
Colorbond	Patio/Shade Structure	2015	11	10 Years	2025 2026	\$6,500	\$6,500										\$6,500										\$13,000		
	Mens Changeroom/Toilets																												
Colorbond	Patio/Shade Structure	2020	6	10 Years	2030 2031	\$8,000				\$8,000											\$8,000						\$16,000		
	Grass/Concourse Areas																												
	6mx6m Storage Garage	2025	0	30 years	2025 2026	\$30,000																					\$0		
	Large Shade Gail (West Side)	2022	4	10 Years	2032 2033	\$10,000						\$10,000												\$10,000			\$20,000		
	Large Shade Gail (Shade for small pools)	2022	4	4 Years	2026 2027	\$38,000	\$38,000			\$38,000				\$38,000				\$38,000					\$38,000				\$190,000		
	Small Shade Gail (West Side, Tier Seating Shelter)	2020	6	20 Years	2040 2041	\$5,000														\$5,000							\$5,000		
	Small Steel Structure (west side, bench cover) & Large Steel Shade Structures x 2	1980	46	49 Years	2029 2030	\$25,000			\$25,000																		\$25,000		
	Pool Deck Lighting 8x (Disconnected) & Large Flood Lights 1x Plant Room 1x Kiosk	2022	4	9 Years	2031 2032	\$11,000						\$11,000								\$11,000							\$22,000		
	Boundary Fencing ,replacement with modern Garrison picket type fencing.	1960	66	30 Years	2025 2026	\$51,000	\$51,000																				\$51,000		
	Pools (Main, Toddler and Baby Pool)																												
Unknown	3x Stainless Steel Pool Ladders	2017	9	20 Years	2037 2038	\$30,000												\$30,000									\$30,000		
Unknown	3x Stainless Steel Pool Railings	2015	11	20 Years	2035 2036	\$40,000										\$40,000											\$40,000		
Epoxy Paint	Pool Paint, Lane Marking & Joint Seals	2024	2	5 Years	2029 2030	\$65,000			\$65,000						\$65,000				\$65,000						\$65,000		\$280,000		
Epoxy Paint	Depth Markings (Inner + outer edge)	2024	2	5 Years	2029 2030	\$8,000			\$8,000						\$8,000				\$8,000						\$8,000		\$32,000		
Pool Deck Equipment	6x Dive Blocks, 2x Dive Covers	2006	20	15 Years	2021 2022	\$20,000	\$20,000															\$20,000					\$40,000		
Daisy Pool Covers	2x 33mt Pool Blankets & Buddy. Swimming Pool Building - Changerooms and kiosk	2025	1	10 Years	2035 2036	\$28,000									\$28,000										\$28,000		\$56,000		
	Machinery Shed	2016	10	25 Years	2042 2043	\$5,940																					\$5,940		
Dolphin Auto Vac	Dolphin Auto Vac	2021	2021	5 years	2025 2026	\$7,000					\$7,000						\$7,000				\$7,000		\$3,940				\$21,000		
	Plant Room / Chemical Store	1980	46	58 Years	2038 2039	\$31,680												\$31,680									\$31,680		
	25 Metre Swimming Pool	1980	46	28 Years	2008 2009	\$1,205,765											\$1,205,765										\$1,205,765		
	Freeform Swimming Pool	1980	46	17 Years	1997 1998	\$219,120						\$219,120															\$219,120		
	Plant Room and Equipment																												
FIP	11x Recirculation System Valves + 2 x Footvalves	2023	3	10 Years	2033 2034	\$5,000								\$5,000											\$5,000		\$10,000		
125-195-T41A	7.5 Kw Main Recirculation Pump (Regent Pumps)	2019	7	10 Years	2029 2030	\$9,370			\$9,370										\$9,370								\$18,740		
AP125.20.810.07504	7.5 Kw Main Recirculation Pump (Aqua Plus Pumps)	2023	3	10 Years	2033 2034	\$10,000								\$10,000											\$10,000		\$20,000		
Unknown	Hair and Lint Pots + Filters + Centre Plate and Clamp	2023	3	10 Years	2033 2034	\$10,000								\$10,000											\$10,000		\$20,000		
Prominent	ProCal Chlorine Dosing and metering system	2023	3	10 Years	2033 2034	\$28,000								\$28,000											\$28,000		\$56,000		
Chadson Man Vac	Chadsons Manual Vacuum	2024	1	7 years	2031 2032	\$3,000					\$3,000							\$3,000							\$3,000		\$6,000		
Prominent	Procal Dry Acid Dosing System	2023	3	10 Years	2033 2034	\$14,000								\$14,000											\$14,000		\$28,000		
	Activity Equipment																												
Samsung Stero	Music Player	2025	1	4 years	2029 2030	\$1,000				\$1,000				\$1,000				\$1,000				\$1,000				\$1,000	\$5,000		
Shenton Filters	Replacement of Sand	2019	14	7 Years	2026 2027	\$20,000	\$20,000							\$20,000							\$20,000						\$80,000		
						2,272,875																							
Total Purchases Net	Total Change-over cost:						\$125,500	\$0	\$0	\$108,370	\$46,000	\$260,120	\$10,000	\$88,000	\$111,000	\$68,000	\$1,219,265	\$31,000	\$72,680	\$82,370	\$44,000	\$68,000	\$53,940	\$67,000	\$93,000	\$282,000	\$2,880,245		
	Variance						\$0	\$0	\$0	\$0	\$0	\$0	\$0	\$0	\$0	\$0	\$0	\$0	\$0	\$0	\$0	\$0	\$0	\$0	\$0	\$0	\$0		
	Building & Facility Reserve Opening Balance:						\$5,842,518	\$5,832,018	\$5,977,018	\$6,122,018	\$6,138,648	\$6,257,648	\$6,142,528	\$6,277,528	\$6,334,528	\$6,368,528	\$6,445,528	\$5,371,263	\$5,485,263	\$5,557,263	\$5,620,213	\$5,721,213	\$5,798,213	\$5,889,273	\$5,967,273	\$6,019,273	\$6,019,273		
	Plan transfer to Reserve - GRP						\$0	\$0	\$0	\$0	\$0	\$0	\$0	\$0	\$0	\$0	\$0	\$0	\$0	\$0	\$0	\$0	\$0	\$0	\$0	\$0	\$0		
	Required transfer to Reserve - GRP						\$145,000	\$145,000	\$145,000	\$145,000	\$145,000	\$145,000	\$145,000	\$145,000	\$145,000	\$145,000	\$145,000	\$145,000	\$145,000	\$145,000	\$145,000	\$145,000	\$145,000	\$145,000	\$145,000	\$145,000			
	Building & Facility Reserve Closing Balance:						\$5,832,018	\$5,977,018	\$6,122,018	\$6,138,648	\$6,257,648	\$6,142,528	\$6,277,528	\$6,334,528	\$6,368,528	\$6,445,528	\$5,371,263	\$5,485,263	\$5,557,263	\$5,620,213	\$5,721,213	\$5,798,213	\$5,889,273	\$5,967,273	\$6,019,273	\$5,882,273	\$2,900,000		
Updated	30/04/2026																												
							Year 1	Year 2	Year 3	Year 4	Year 5	Year 6	Year 7	Year 8	Year 9	Year 10	Year 11	Year 12	Year 13	Year 14	Year 15	Year 16	Year 17	Year 18	Year 19	Year 20			

Notes:
 Change Frequency is the number of years which trigger the planned replacement.
 Change Year is the combination of the Year of the Equipment and the Change Frequency extension
 New is the estimated new value of the replacement equipment if it was purchased in the current year

Mr Sherry declared an Impartiality Interest in 14.05.26.04, in that he is a committee member of the Brookton Pingelly Football Club and left the meeting at 6:37pm.

14.05.26.04 COMMUNITY CHEST FUNDING APPLICATION – EQUIPMENT PURCHASE – BROOKTON PINGELLY FOOTBALL CLUB INC

File No:	FIN008D
Date of Meeting:	21 MAY 2025
Location/Address:	N/A
Name of Applicant:	Brookton Pingelly Football Club Inc
Name of Owner:	N/A
Author/s:	Jessika Ashworth – Community Development Officer
Authorising Officer:	Jessika Ashworth – Community Development Officer
Declaration of Interest:	The author and authorising officer do not have an interest in this item
Voting Requirements:	Simple Majority
Previous Report:	Nil

Summary of Report:

Council is to consider the application made by the Brookton Pingelly Football Club Inc for the Community Chest Funding under Policy 2.14 – Annual Community Funding – Equipment Purchase.

Description of Proposal:

Brookton Pingelly Football Club Inc is seeking Council’s consideration for \$1,000 Community Chest grant funding for the purchase of a new set of goal post pads. The project involves purchasing eight goal post pads. The pads will be used at the Brookton ground and used for official football fixtures.

New goal post pads for the Brookton Pingelly Football Club will support the continuation of football fixtures being held in Brookton. The project delivers practical community benefits by enabling safe and accessible local sporting events. It will ensure mandatory safety standards are met, protecting players, officials and spectators, while supporting the Club’s ongoing ability to host games locally and contribute to community participation and engagement.

The Community Chest Fund Application form included at Attachment 14.05.26.04A.

Background:

Currently, the Brookton Pingelly Football Club only has one set of goal post pads, which must be transported between grounds due to the Club being based across two towns, creating logistical challenges.

Consultation:

There has been no consultation regarding this matter.

Statutory Environment:

Nil.

Relevant Plans and Policy:

Policy 2.14 – Community Chest Fund applies, with assessment against the relevant selection criteria detailed below:

Funding Category	Funding Amount	Guidelines
Equipment Purchase	Maximum \$1,000 cash support per financial year.	<ul style="list-style-type: none"> • Only available to incorporated bodies. • Can be used for the purchase of equipment, uniforms etc. • Applications must demonstrate the benefit of the equipment purchase to the wider community. • Equipment purchased must remain the property of the organisation and not be for the exclusive use of any individual. • Applications can be made at any time throughout the year.

Financial Implications:

The Community Chest Fund was set at \$20,000 for the 2025/26 financial year with a budget amendment of additional \$5,000.

Funding applications totalling \$3,108.39 are being presented for approval at this meeting. This leaves a balance of \$4,401.04 for the remainder of the financial year.

Risk Assessment:

The risk in relation to this matter is assessed as “Low”.

Consequence Likelihood	Insignificant	Minor	Moderate	Major	Extreme
Almost Certain	Medium	High	High	Severe	Severe
Likely	Low	Medium	High	High	Severe
Possible	Low	Medium	Medium	High	High
Unlikely	Low	Low	Medium	Medium	High
Rare	Low	Low	Low	Low	Medium

Risk Rating	Action
LOW	Monitor for continuous improvement.
MEDIUM	Comply with risk reduction measures to keep risk as low as reasonably practical.
HIGH	Review risk reduction and take additional measures to ensure risk is as low as reasonably achievable.
SEVERE	Unacceptable. Risk reduction measures must be implemented before proceeding.

Community & Strategic Objectives:

This item relates to delivery of core business and services detailed in the Shire of Brookton Strategic Community Plan –June 2032, duly appended to the BROOKTON Corporate Business Plan July 2022 to June 2032.

Comment:

On assessment the application adequately addresses the stated criteria under Policy 2.14 – Annual Community Funding – Equipment purchase. It is recommended Council endorse the grant of \$1,000.00 from the Community Chest Fund.

OFFICER'S RECOMMENDATION

That Council, in relation to the application from Brookton Pingelly Football Club Inc under Council Policy 2.14 — Annual Community Funding, approve the \$1,000 Equipment purchase from the Community Chest Fund Council to be used for the purchase of goal post pads.

(Simple majority vote required)

OCM 05.26-06

COUNCIL RESOLUTION

MOVED Cr Crouch SECONDED Cr McCabe

That Council, in relation to the application from Brookton Pingelly Football Club Inc under Council Policy 2.14 — Annual Community Funding, approve the \$1,000 Equipment purchase from the Community Chest Fund Council to be used for the purchase of goal post pads.

CARRIED BY SIMPLE MAJORITY VOTE 6/0

**For: Cr Wallis, Cr McCabe, Cr Crouch, Cr Copping, Cr Harben, Cr Toop
Against: Nil.**

Mr Sherry entered the room at 6:38pm.

Attachment

Attachment 14.05.26.04A – Brookton Pingelly Football Club Community Chest Fund Application.



Community Chest Fund Application Form

Post your completed application to:

PO Box 42, Brookton, WA 6306

Or deliver to:

Shire of Brookton, 14 White Street, Brookton

Alternatively email your application to: mail@Brookton.wa.gov.au

Community Chest Fund

Application Form

Before completing the application form: Please ensure you have read the Shire of Brookton Community Chest Fund Policy and that your application meets the criteria outlined in the funding category.

NAME OF ORGANISATION: Brookton Pingelly Football Club Inc

CONTACT PERSON: Sheree Blechynder

POSITION: Secretary

POSTAL ADDRESS: Po box 150 Pingelly 6308

PHONE: MOBILE: 

EMAIL: bpfcsca@outlook.com

ORGANISATION'S ABN: 94 062 892 800

REGISTERED FOR GST? YES NO IS YOUR ORGANISATION INCORPORATED YES NO

NAME OF PROJECT OR EVENT: Purchase new set of goal Post Pads

ESTIMATED START DATE: 15.4.26 ESTIMATED COMPLETION DATE: 15.5.26

REQUESTED COMMUNITY CHEST FUNDS:

Please tick which funding category you are applying for Please review the Community Chest Fund Policy on the Shire of Brookton's website www.brookton.wa.gov.au for comprehensive grant guidelines.	
Annual Community Funding	Individual Funding
<input type="checkbox"/> Community & Strategic Partnership Grants	<input type="checkbox"/> Individual
<input type="checkbox"/> Community Support	<input type="checkbox"/> Not for Profit Community organisation – member
<input checked="" type="checkbox"/> Equipment Purchase	<input type="checkbox"/> Youth Leadership Development
<input type="checkbox"/> Not for Profit Community Organisation – Assistance	

1. BRIEF DESCRIPTION OF PROJECT/EVENT:

Purchasing a new set of goal post pads. Currently only have one set that gets moved between both grounds.

2. WHAT WILL THE COMMUNITY CHEST FUNDS BE USED FOR?

To purchase a set of goal post pads.

3. HOW WILL YOUR PROJECT/EVENT BENEFIT THE BROOKTON COMMUNITY?

Safety for players + officials at football matches.

4. HOW DOES THIS PROJECT/EVENT ALIGN TO THE BROOKTON15

Please see attached.

5. HOW WILL THE PROJECT/EVENT BE ADVERTISED AND PROMOTED?

Acknowledgment on Facebook + community papers.

6. ACKNOWLEDGEMENT OF SHIRE OF BROOKTON SPONSORSHIP

It is a requirement of funding that the words "Sponsored by the Shire of Brookton" and the Shire's logo be displayed at your project/event.

Please advise the ways you will be able to acknowledge the Shire of Brookton's sponsorship:

- Display "Shire of Brookton" Logo: on your website and posters, in newspaper advertisements, on event signage, programs and flyers.
- Display the "Shire of Brookton" flag or banner at your event if possible. (Available from the Shire).
- Verbal announcements at the project/event.
- Other.

7. HAS YOUR ORGANISATION RECEIVED COMMUNITY CHEST FUNDING IN THE PREVIOUS FINANCIAL YEAR Yes No

HAS THE ACQUITTAL PROCESS BEEN COMPLETED? Yes No
IF YES, WHAT WAS THE AMOUNT AND WHAT WAS THE FUNDING FOR?

8. PLEASE LIST BELOW ANY IN-KIND CONTRIBUTIONS IF APPLICABLE (e.g. volunteer or donated labour, materials etc.) HOWEVER, DO NOT INCLUDE IN YOUR BUDGET ABOVE.

A volunteer from club will collect pads from Midland to save on shipping costs

9. FUNDING CONDITIONS:

- I. The grant funds will be expended on the agreed project only.
- II. The Shire of Brookton's support of the project will be acknowledged in any advertising or promotional activities related to the project.
- III. Two invitations will be sent to the Shire of Brookton for your event or project.
- IV. The project will conform to all relevant Bylaws and Acts in force at the time.
- V. Any unexpended grant funds will be returned to the Shire of Brookton.
- VI. The funds must be expended and acquitted by 30th June of the financial year in which they are received.
- VII. Invoices and receipts for the expenditure of the Community Chest funds must be provided to Council within three months of the completion of your project/event along with a brief report on your event or project which includes copies of any advertisements, posters, programmes or newspaper coverage.

PLEASE ENSURE YOU HAVE READ THE ABOVE GRANT CONDITIONS BEFORE SIGNING BELOW:

Our organisation agrees to comply with the funding conditions set out above. I declare that I have been authorised to prepare and submit this application, and that the information presented is correct to the best of my knowledge. I understand that if Council approves the application, we will abide by the funding conditions set out above.

PRINT NAME: Sherree Blechyniden
POSITION: Secretary
SIGNATURE: *Sherree Blechyniden* DATE: 20-4-26

INCOME	\$	EXPENDITURE	\$
Applicant's cash contributions	173.20	Materials	
Sponsorship		Labour	
Donations in cash		Hire of Equipment	
Other grants	1700.00	Office/Administration	
Catering Sales		Venue hire	
Fees and Charges e.g. stalls		Advertising	
Gate/Door entry fees		Catering Costs	
		Entertainment	
Other Income (Please List)		Other Expenditure (Please List)	2873.20
		Purchasing of Pads.	
Total of Community Chest Funds requested in cash*	1000.00		
Total of Community Chest Funds requested in-kind (e.g. Town Hall hire fee waived if applicable/required)			
TOTAL INCOME	2873.20	TOTAL EXPENDITURE	2873.20

YOUR INCOME MUST EQUAL YOUR EXPENDITURE

PLEASE INCLUDE SUPPORTING DOCUMENTATION (letters of support, quotes etc)



Brookton Pingelly Football Club Inc.
PO Box 150
PINGELLY WA 6308
bpfsec@outlook.com

Shire of Brookton – Community Chest Fund Application Form
Attachment to BPFC Application – Post Pad Purchase

Ref – Question 4 : How does the project/event align to the BROOKTON15

10. All age wellbeing

10.1 Sport and recreation action program - There are new sport/recreation equipment, assets and programs, including a pool upgrade.

The purchase of the goal/behind post pads are now mandatory safety equipment for football games.

6. Peaked visitation

6.1 Local and visitor events program - There is a supported and coordinated annual local and visitor events program.

The purchase of the goal/behind post pads will allow Brookton Pingelly FC to play 3 football fixtures in Brookton in 2026. This will attract 200 people to Brookton on each occasion.

15.Cultural

15.2 BROOKTON cultural opportunities program - BROOKTON community celebrates its engagement in art, heritage, and unique cultural activities.

15.3 Built form cultural activation project - BROOKTON community has increased its use of its built-form through cultural activities for locals and visitors

The purchase of the goal/behind post pads will allow Brookton Pingelly FC to play 3 football fixtures in Brookton in 2026. This will provide a community event in Brookton, allowing footballers from age 10 to 40 to play in Brookton.



**SLATER-GARTRELL
SPORTS**

Quotation 101129

Slater-Gartrell Sports

PO Box 2000
Midland WA 6936
66 Helena St
Midland WA 6056

Quote Date 13.04.2026

Sales Rep MICHAEL

Tel: 08 9274 5788
Fax: 08 9274 2813
Email: sales@slatergartrellsports.com.au
ABN: 66 075 692 369

Subject : Brookton Pingelly Football Club Post Pads

To :

Brookton-Pingelly Football Club
PO Box 150
PINGELLY WA 6308

Deliver To :

Brookton-Pingelly Football Club

Quote Qty	Description	Unit Price	Line Total
8	Post Padding Cylindrical 2500 x 100mm ID White	\$229.00	\$1,832.00
4	Bendigo Bank Logo with artwork set up charges	\$110.00	\$440.00
4	Brookton Logo	\$85.00	\$340.00

Sub Total	\$2,612.00
Tax Total	\$261.20
Total	\$2,873.20

Notes:

Opportunity.CLF
Slater-Gartrell Sports

Page 1 of 1
21.04.2026 11:26:11 AM

14.05.26.05 COMMUNITY CHEST FUNDING APPLICATION – ANNUAL COMMUNITY FUNDING – BROOKTON & DISTRICTS HISTORICAL SOCIETY

File No:	FIN008D
Date of Meeting:	21 May 2026
Location/Address:	N/A
Name of Applicant:	Brookton & Districts Historical Society
Name of Owner:	N/A
Author/s:	Jessika Ashworth – Community Development Officer
Authorising Officer:	Jessika Ashworth – Community Development Officer
Declaration of Interest:	The author and authorising officer do not have an interest in this item
Voting Requirements:	Simple Majority
Previous Report:	Nil

Summary of Report:

This item relates to the application made by the Brookton & Districts Historical Society for the Community Chest Funding under Policy 2.14 – Annual Community Funding – Community & Strategic Partnership Grants.

Description of Proposal:

Brookton & Districts Historical Society is seeking Council’s consideration for a grant of \$2108.39 under the Community Chest Fund to fund the purchase of archival storage boxes, conservation materials and magnetic poster frames.

Supporting the Brookton & Districts Historical Society for the purchase of archival materials will improve the storage and protection of collection items, reducing deterioration, while enhancing exhibitions through flexible and professional display of historical information.

The application demonstrates a clear and ongoing community benefit. The addition of modern, flexible display materials will enhance the quality and professionalism of exhibitions, creating a more engaging and informative experience for residents and visitors. Overall, the proposal supports cultural identity, strengthens community pride, and enables the ongoing sharing of Brookton’s unique stories through a sustainable, volunteer-driven organisation.

The Community Chest Fund Application form is attached. Attachment 14.05.26.05A.

Background:

The Brookton & Districts Historical Society has experienced a significant increase in donations of historical objects and archival material over the past six to seven years, reflecting strong community engagement and trust.

This growth has placed pressure on the Society’s existing storage and conservation capacity. The proposed project aims to improve how items are stored, preserved and displayed, ensuring the long-term protection of historically significant materials while maintaining accessibility for the community.

Consultation:

There has been no consultation regarding this matter.

Statutory Environment: Nil.

Relevant Plans and Policy:

Policy 2.14 – Community Chest Fund applies, with assessment against the relevant selection criteria detailed below:

Funding Category	Funding Amount	Guidelines
Community & Strategic Partnership	Maximum of 50% of the total fund prescribed within the Shire’s annual budget to a maximum of \$10,000 per application as cash support per financial year.	<ul style="list-style-type: none"> • Only available to incorporated bodies. • Designed to increase community access to essential events, programs, capital projects and improvements to buildings and structures and services offering broad benefit to the local community. • Demonstrates a high level of community support, benefit or need for the event, program, capital project or service. • Organisations with existing partnerships will be required to provide proof of all acquittals for the previous funding term and an audited financial statement from the previous financial year as a part of the application. • Applications for this category are limited to one application per organisation every year. • Applications can be made at any time throughout the year.

Financial Implications:

The Community Chest Fund was set at \$20,000 for the 2025/26 financial year with a budget amendment of additional \$5,000.

Funding applications totalling \$3,108.39 are being presented for approval at this meeting. This leaves a balance of \$4,401.04 for the remainder of the financial year.

Risk Assessment:

The risk in relation to this matter is assessed as “Low”.

Consequence Likelihood	Insignificant	Minor	Moderate	Major	Extreme
Almost Certain	Medium	High	High	Severe	Severe
Likely	Low	Medium	High	High	Severe
Possible	Low	Medium	Medium	High	High
Unlikely	Low	Low	Medium	Medium	High
Rare	Low	Low	Low	Low	Medium

Risk Rating	Action
LOW	Monitor for continuous improvement.
MEDIUM	Comply with risk reduction measures to keep risk as low as reasonably practical.
HIGH	Review risk reduction and take additional measures to ensure risk is as low as reasonably achievable.
SEVERE	Unacceptable. Risk reduction measures must be implemented before proceeding.

Community & Strategic Objectives:

This item relates to delivery of core business and services detailed in the Shire of Brookton Strategic Community Plan – June 2032, duly appended to the BROOKTON Corporate Business Plan July 2022 to June 2032.

Comment:

On assessment the application adequately addresses the stated criteria under Policy 2.14 – Annual Community Funding – Community & Strategic Partnership. It is recommended Council endorse the grant of \$2,108.39 from the Community Chest Fund.

OFFICER'S RECOMMENDATION

That Council in, relation to the application from Brookton & Districts Historical Society under Council Policy 2.14 — Annual Community Funding, approve the \$2,108.39 Community Support funding from the Community Chest Fund to be used for the purchase archival storage boxes, conservation materials and magnetic poster frames.

(Simple majority vote required)

OCM 05.26-07

COUNCIL RESOLUTION

MOVED Cr McCabe SECONDED Cr Crouch

That Council in, relation to the application from Brookton & Districts Historical Society under Council Policy 2.14 — Annual Community Funding, approve the \$2,108.39 Community Support funding from the Community Chest Fund to be used for the purchase archival storage boxes, conservation materials and magnetic poster frames.

CARRIED BY SIMPLE MAJORITY VOTE 6/0

For: Cr Wallis, Cr McCabe, Cr Crouch, Cr Copping, Cr Harben, Cr Toop

Against: Nil.

Attachment

Attachment 14.05.26.05A – Brookton & Districts Historical Society Community Chest Fund Application



Community Chest Fund Application Form

Post your completed application to:

PO Box 42, Brookton, WA 6306

Or deliver to:

Shire of Brookton, 14 White Street, Brookton

Alternatively email your application to: mail@Brookton.wa.gov.au

Community Chest Fund

Application Form

Before completing the application form: Please ensure you have read the Shire of Brookton Community Chest Fund Policy and that your application meets the criteria outlined in the funding category.

NAME OF ORGANISATION: Brookton & Districts Historical Society.....

CONTACT PERSON: Katrina Crute

POSITION: Secretary/ Treasurer.....

POSTAL ADDRESS: PO Box 125 Brookton WA 6306

PHONE: **MOBILE:** [REDACTED]

EMAIL: secretary@brooktonmuseum.org.au

ORGANISATION'S ABN: 39 634 285 971.....

REGISTERED FOR GST? YES NO **IS YOUR ORGANISATION INCORPORATED** YES NO

NAME OF PROJECT OR EVENT: Caring for Our Collection

ESTIMATED START DATE: 01/06/2026..... **ESTIMATED COMPLETION DATE:** 31/8/2026.....

REQUESTED COMMUNITY CHEST FUNDS:

Please tick which funding category you are applying for Please review the Community Chest Fund Policy on the Shire of Brookton's website www.brookton.wa.gov.au for comprehensive grant guidelines.	
Annual Community Funding	Individual Funding
<input checked="" type="checkbox"/> Community & Strategic Partnership Grants	<input type="checkbox"/> Individual
<input type="checkbox"/> Community Support	<input type="checkbox"/> Not for Profit Community organisation – member
<input type="checkbox"/> Equipment Purchase	<input type="checkbox"/> Youth Leadership Development
<input type="checkbox"/> Not for Profit Community Organisation – Assistance	

1. BRIEF DESCRIPTION OF PROJECT/EVENT:

The Brookton & District Historical Society is seeking funding to improve how we store, preserve and display our collection.

Over the past 6–7 years we have seen a significant increase in donations of objects and archives relating to Brookton. While this is a positive reflection of community trust, it has stretched our limited storage and conservation resources. This project will allow us to expand the use of archival storage and display materials we already use, ensuring the collection continues to be properly preserved and remains accessible to the community.

.....
.....
.....

2. WHAT WILL THE COMMUNITY CHEST FUNDS BE USED FOR?

The funds will be used to purchase archival storage boxes, conservation materials and magnetic poster frames.

The archival materials will ensure items are stored correctly and protected from deterioration. The magnetic poster frames will be used across our exhibitions, when we reopen after the internal renovations. Allowing us to present information in a more professional, flexible and reusable way. The frames are also easy to store in an environment where space is at a premium. Full document frames are extremely expensive and very large items to try and store.

All items will remain the property of the Society and will support the ongoing preservation and display of Brookton’s history for the wider community.

.....
.....
.....

3. HOW WILL YOUR PROJECT/EVENT BENEFIT THE BROOKTON COMMUNITY?

This project protects locally significant material and improves how it is shared with the community, building on the Society’s 47-year history of caring for Brookton’s cultural heritage and delivering an ongoing community benefit.....

.....

4. HOW DOES THIS PROJECT/EVENT ALIGN TO THE BROOKTON15

This project supports a number of outcomes within the BROOKTON 15, particularly around preserving and sharing Brookton’s identity and history.

It aligns with Strategic Identity (4.2 Significant Stories Program) by ensuring local stories are properly preserved and able to be shared with the community. It also supports Cultural Outcomes (15.2 Cultural Opportunities Program) by improving how we present and engage people with Brookton’s history .

It also supports Volunteer Engagement (8.1 Volunteer Support Project), as it provides a small volunteer group with the tools needed to properly manage and present the collection .

Overall, it's a practical project that protects local history while making it more accessible and useful to the community.

5. HOW WILL THE PROJECT/EVENT BE ADVERTISED AND PROMOTED?

The Brookton & Districts Historical Society will promote the project through our social media posts & webpage & when we launch the new exhibition.

6. ACKNOWLEDGEMENT OF SHIRE OF BROOKTON SPONSORSHIP

It is a requirement of funding that the words "Sponsored by the Shire of Brookton" and the Shire's logo be displayed at your project/event.

Please advise the ways you will be able to acknowledge the Shire of Brookton's sponsorship:

- Display "Shire of Brookton" Logo: on your website and posters, in newspaper advertisements, on event signage, programs and flyers. YES
- Display the "Shire of Brookton" flag or banner at your event if possible. (Available from the Shire).
- Verbal announcements at the project/event. Yes
- Other.

INCOME	\$	EXPENDITURE	\$
Applicant's cash contributions	68.90	Materials (ex gst)	2108.39
Sponsorship		Labour	
Donations in cash		Hire of Equipment	
Other grants		Office/Administration	
Catering Sales		Venue hire	
Fees and Charges e.g. stalls		Advertising	
Gate/Door entry fees		Catering Costs	
		Entertainment	
Other Income (Please List)		Other Expenditure (Please List)	
		Freight & Postage (ex gst)	68.90
Total of Community Chest Funds requested in cash*	2108.39		
Total of Community Chest Funds requested in-kind (e.g. Town Hall hire fee waived if applicable/required)			
TOTAL INCOME	2177.29	TOTAL EXPENDITURE	2177.29

YOUR INCOME MUST EQUAL YOUR EXPENDITURE

PLEASE INCLUDE SUPPORTING DOCUMENTATION (letters of support, quotes etc)

7. HAS YOUR ORGANISATION RECEIVED COMMUNITY CHEST FUNDING IN THE PREVIOUS FINANCIAL YEAR Yes No

HAS THE ACQUITTAL PROCESS BEEN COMPLETED? Yes No
IF YES, WHAT WAS THE AMOUNT AND WHAT WAS THE FUNDING FOR?

\$1000, Reimbursement of our Insurance Costs.....
.....

8. PLEASE LIST BELOW ANY IN-KIND CONTRIBUTIONS IF APPLICABLE (e.g. volunteer or donated labour, materials etc.) HOWEVER, DO NOT INCLUDE IN YOUR BUDGET ABOVE.

Members will have to varnish all the magnetic poster frames before they can be used, to ensure oils in the staining process do not react with the text panels over time. Members will also save freight by picking up boxes direct from Westcare.....
.....

9. FUNDING CONDITIONS:

- I. The grant funds will be expended on the agreed project only.
- II. The Shire of Brookton's support of the project will be acknowledged in any advertising or promotional activities related to the project.
- III. Two invitations will be sent to the Shire of Brookton for your event or project.
- IV. The project will conform to all relevant Bylaws and Acts in force at the time.
- V. Any unexpended grant funds will be returned to the Shire of Brookton.
- VI. The funds must be expended and acquitted by 30th June of the financial year in which they are received.
- VII. Invoices and receipts for the expenditure of the Community Chest funds must be provided to Council within three months of the completion of your project/event along with a brief report on your event or project which includes copies of any advertisements, posters, programmes or newspaper coverage.

PLEASE ENSURE YOU HAVE READ THE ABOVE GRANT CONDITIONS BEFORE SIGNING BELOW:

Our organisation agrees to comply with the funding conditions set out above. I declare that I have been authorised to prepare and submit this application, and that the information presented is correct to the best of my knowledge. I understand that if Council approves the application, we will abide by the funding conditions set out above.

PRINT NAME: Katrina Crute.....

POSITION: Secretary/Treasurer

SIGNATURE: 

DATE: 8th May 2026



Westcare, 75 Carrington Street, Nedlands WA 6009
Tel 08 6389 4100 ABN72662454226
<https://www.westcare.com.au/>

Brookton & Districts Historical Society *COD*
3 Groser St
BROOKTON 6305 WA

Attention: Katrina Crute

Dear Katrina,

Thank you for the opportunity to provide this estimate.
Should you have any questions or require anything further please do not hesitate to contact me.

Kind regards

Glenn Alford

Production Support Officer • BOX | Email: glenn.alford@westcare.com.au | Ph: 08 9376 7116

QUOTE

Quote No. Q001596
Issue Date 08/05/26

Archive boxes 430 x 430 x 120 x 50mm, with lift off lid, 80/84 cardboard, not covered.

Archive boxes 430 x 430 x 120 x 50mm, with lift off lid, 80/84 cardboard, not covered.
 Board: Fibreboard 80/84

Quantity	15
Unit Price	\$17.20
Price	\$258.00
GST	\$25.80
Total Price	\$283.80

Deliver or pick up address:

Katrina Crute, 28 Hanwell Way, Bassendean, WA 6054 (x15)

Archive boxes 580 x 300 x 200 x 50mm, with lift off lids, 80/84 cardboard, not covered

Archive boxes 580 x 300 x 200 x 50mm, with lift off lids, 80/84 cardboard, not covered
 Board: Fibreboard 80/84

Quantity	5
Unit Price	\$26.80
Price	\$134.00
GST	\$13.40
Total Price	\$147.40

Deliver or pick up address:

Katrina Crute, 28 Hanwell Way, Bassendean, WA 6054 (x5)

Archive boxes 580 x 400 x 200 x 50mm, with lift off lids, 80/84 cardboard, not covered

Archive boxes 580 x 400 x 200 x 50mm, with lift off lids, 80/84 cardboard, not covered
 Board: Fibreboard 80/84

Quantity	5
Unit Price	\$34.00
Price	\$170.00
GST	\$17.00
Total Price	\$187.00

Deliver or pick up address:

Katrina Crute, 28 Hanwell Way, Bassendean, WA 6054 (x5)



Archive boxes 1000 x 620 x 120 x 50mm, with lift off lid, 80/84 cardboard, not covered



Archive boxes 1000 x 620 x 120 x 50mm, with lift off lid, 80/84 cardboard, not covered
Board: Fibreboard 80/84

Quantity	5
Unit Price	\$58.00
Price	\$290.00
GST	\$29.00
Total Price	\$319.00

Deliver or pick up address:

Katrina Crute, 28 Hanwell Way, Bassendean, WA 6054 (x5)

Subtotal:	\$852.00
Freight:	\$0.00
GST:	\$85.20
Total:	\$937.20

<input checked="" type="checkbox"/> 	<p>Sanauto A1 Magnetic Poster Hanger Frame,Light Wood Frame Hanger for Photo Picutre Canvas Artwork Art Large Size Wall Map Print Wall Hanging (61cm/24, Waln...</p> <p>In stock Shipped from and sold by Amazon UK prime Gift options not available. Learn more Colour Name: Walnut Size Name: 61cm,2 Paks</p> <p>— 5 + Delete Save for later Share</p>	<p>\$65⁹⁸ (\$52.79 / count)</p>
<input checked="" type="checkbox"/> 	<p>Magnetic Poster Hanger Frame for 18x24 18x18 18x12 Movie Music Posters Wall Art, Walnut Wood Picture Frames for Large Canvas Diamond Map Decor, Living Room Ca...</p> <p>In stock Shipped from and sold by Amazon US prime Gift options not available. Learn more Colour Name: Walnut Size Name: 18 Inch (Pack of 2)</p> <p>— 7 + Delete Save for later Share</p>	<p>\$46²¹ (\$23.11 / count)</p>
<input checked="" type="checkbox"/> 	<p>Artmag Magnetic Poster Hanger Frame, 34x22 34x23 34x48 Light Wood Wooden Magnet Canvas Artwork Print Poster Hangers Frames Hanging Kit (Walnut, 34")</p> <p>In stock Shipped from and sold by Amazon US prime Gift options not available. Learn more Colour Name: Walnut Size Name: 34L" x 0.7W"</p> <p>— 6 + Delete Save for later Share</p>	<p>\$51⁷⁷</p>
<p>Subtotal (18 items): \$961.99</p>		

Ref No:	00084548
Date:	22/04/2026
PO No:	
Terms:	Net 30 days
Page:	Page 1 of 1

Archival Survival Pty Ltd
 ABN: 27 114 117 967
 PO Box 735 Wangaratta Vic 3676
 Tel: 1300 78 11 99 Fax: 1300 78 11 48
 Email: info@archivalsurvival.com.au

Quote	Delivery Address
Brookton & Districts Historical Society PO Box 125 BROOKTON WA 6306	Brookton & Districts Historical Society 68 Jose Street BROOKTON WA 6306 Katrina Crute 0439 373 282 Authorised to leave

Qty	Item Code	Description	Unit Price (ex-GST)	Discount %	Total (ex-GST)
1	TIS20X32-20BF	Buf tiss 20gsm, 508x812mm, pk 250	\$102.15		\$102.15
1	TIS32X100BF	Buffered Drewsen Archival Thin Paper 50gsm 32"(812mm)100m Roll	\$177.25		\$177.25
1	ENCMYLMTO	Custom Mylar Sleeve Style L 440x180mm	\$10.00		\$10.00
1	CRDMTO	White Card Support 435x175mm	\$5.00		\$5.00

Comments: treasurer@brooktonmuseum.org.au Ship Via:	Subtotal:	\$294.40
	Freight	\$68.90
	GST:	\$36.33
	Total (inc GST):	\$399.63
	Paid to Date:	\$0.00
Balance Due:		\$399.63

Bank details for Direct Deposit:
 BSB: 063-531 Account: 10355834

15.05.26 GOVERNANCE REPORTS**15.05.26.01 PROPOSED SHIRE OF BROOKTON PARKING LOCAL LAW**

File No:	REG017
Date of Meeting:	21 May 2026
Location/Address:	Shire of Brookton
Name of Applicant:	Shire of Brookton
Name of Owner:	Shire of Brookton
Author/s:	Leanne Parola – LG Best Practices
Authorising Officer:	Gary Sherry – Chief Executive Officer
Declaration of Interest:	The author and authorising officer do not have an interest in this item
Voting Requirements:	Simple Majority
Previous Report:	N/A

Summary of Report:

Council is to consider endorsement to commence the statutory process to make the Shire of Brookton Parking Local Law pursuant to section 3.12 of the Local Government Act 1995.

The proposed local law will provide the Shire with the legislative authority to regulate parking within the district and manage parking facilities under the control of the local government.

Description of Proposal:

Staff have drafted a draft Shire of Brookton Parking Local Law, included at Attachment 15.05.26.01A based on another regional local government's Parking Local Law.

The President will read out the following purpose, effect and justification for the proposed local law:

Purpose of the local law:

To constitute a parking region, enable the local government to regulate the parking of vehicles within the parking region and provide for the management and operation of parking facilities occupied by the local government.

Effect of the local law:

A person parking a vehicle within the parking region is to comply with the provisions of this Local Law.

A Parking Law will provide the Shire authority to:

- ensure that vehicles do not block driveways restricting access;
- install and enforce disabled parking sites in Brookton;
- to ensure that vehicles are not parked permanently on town street creating a nuisance;
- permit the installation of timed local parking at parking hotspots in Brookton.

Staff have prepared a draft Shire of Brookton Parking Local Law, included at Attachment 15.05.26.01A, based on a contemporary parking local law adopted by another regional local government.

The draft local law is intended to establish a parking region and provide Council with the authority to regulate parking behaviour throughout the Shire. This will enable the Shire to

better manage vehicle parking and address current limitations in controlling inappropriate or nuisance parking practices.

The President is required to read aloud the purpose and effect of the proposed local law at the Council meeting.

Purpose of the local law:

To constitute a parking region, enable the local government to regulate the parking of vehicles within the parking region and provide for the management and operation of parking facilities occupied by the local government.

Effect of the local law:

A person parking a vehicle within the parking region is required to comply with the provisions of this Local Law.

Adoption of a Parking Local Law will provide the Shire with the authority to:

- regulate parking to ensure vehicles do not obstruct private driveways or restrict access;
- install and enforce accessible parking bays within Brookton;
- address vehicles parked for extended periods creating nuisance or visual amenity concerns;
- introduce time-limited parking controls at key activity areas or parking hotspots; and
- provide enforcement mechanisms for parking offences.

The advantages of adopting the Local Law include:

- Improved public safety and access;
- Enhanced traffic and parking management;
- Legislative authority to respond to parking complaints;
- Improved accessibility for residents and visitors.

The disadvantages and consideration of adopting the Local Law include:

- Costs associated with advertising, gazettal and implementation;
- Future administrative and compliance monitoring requirements.

Should Council elect not to proceed with the proposed local law, this would leave the Shire without the legal authority to regulate local parking matters.

Background:

The Shire of Brookton does not currently have a Parking Local Law in place.

While general road rules apply under State legislation, the absence of a local law limits Council's ability to address local parking management issues specific to the township and Shire-controlled parking areas.

The need for a Parking Local Law has been identified to allow Council to proactively manage parking issues and provide future flexibility as the town develops.

Consultation:

In accordance with section 3.12 of the Local Government Act 1995, the proposed local law must be advertised for public comment.

Public consultation will occur through:

- Display on Shire public notice boards;
- Publication on the Shire website;
- Publication on the Shire’s Facebook page; and
- Advertisement in either the Brookton Telegraph or the Narrogin Observer.

The submission period will be for not less than six (6) weeks from the date of publication.

Following closure of the public submission period, the matter will be returned to Council for consideration of submissions and final adoption.

Statutory Environment:

This matter is governed by Part 3, Division 2, Subdivision 2 of the Local Government Act 1995, relating to the making of local laws.

Section 3.12 requires Council to:

- Resolve its intention to make the proposed local law;
- Publish statewide and local public notice;
- Provide a copy of the proposed local law to the Minister for Local Government; and
- Consider public submissions before final adoption.

A proposed local law must then be finally approved by the State Parliaments Joint Standing Committee on Delegate Legislation. Failure to obtain this approval will require the entire process to be repeated.

Relevant Plans and Policy:

There are no existing Shire plans or policies directly applicable to this matter.

The proposed local law aligns with Council’s broader governance responsibilities and regulatory functions.

Financial Implications:

There are costs associated with:

- Advertising the proposed local law for public submissions;
- Preparation and publication of statutory notices; and
- Gazettal of the adopted local law.

Provision for these costs has been included within the 2025/26 Annual Budget and draft 2026/27 Annual Budget.

Risk Assessment:

The risk associated with not adopting a Parking Local Law is assessed as Medium.

Risk Identified:

The Shire will continue to lack sufficient authority to effectively manage parking issues within the district.

Consequence	Likelihood	Risk Rating
Moderate	Possible	Medium

Risk Reduction Measures:

Proceed with statutory consultation and adoption of the proposed local law.

Risk Rating Action:

MEDIUM – Comply with risk reduction measures to keep risk as low as reasonably practical.

Consequence Likelihood	Insignificant	Minor	Moderate	Major	Extreme
	Almost Certain	Medium	High	High	Severe
Likely	Low	Medium	High	High	Severe
Possible	Low	Medium	Medium	High	High
Unlikely	Low	Low	Medium	Medium	High
Rare	Low	Low	Low	Low	Medium

Risk Rating	Action
LOW	Monitor for continuous improvement.
MEDIUM	Comply with risk reduction measures to keep risk as low as reasonably practical.
HIGH	Review risk reduction and take additional measures to ensure risk is as low as reasonably achievable.
SEVERE	Unacceptable. Risk reduction measures must be implemented before proceeding.

Community & Strategic Objectives:

This report supports effective governance and regulatory management within the Shire.

The proposal aligns with the Shire of Brookton Strategic Community Plan 2021–2032 objective of maintaining effective local governance and delivering safe, accessible public infrastructure and community spaces.

It also supports the Corporate Business Plan 2022–2026 through implementation of sound governance and compliance frameworks.

Comment:

The Officer's Recommendation is considered the superior option as it provides Council with the legislative mechanism necessary to manage parking issues effectively and proactively.

The proposed local law establishes a practical governance framework that will support accessibility, amenity and orderly parking management across the Shire of Brookton.

Commencing the statutory advertising process does not commit Council to final adoption but enables public consultation and stakeholder feedback before final consideration.

OFFICER'S RECOMMENDATION

That Council, pursuant to the provisions of section 3.12(3) of the Local Government Act 1995:

1. Resolves its intent to adopt the Shire of Brookton Parking Local Law included at Attachment 15.05.26.01A:
 - a. The purpose of which is to constitute a parking region, enable the local government to regulate the parking of vehicles within the parking region and provide for the management and operation of parking facilities occupied by the local government.

- b. The effect of which will be a person parking a vehicle within the parking region is to comply with the provisions of this Local Law.
- 2. Requests the CEO to advertise a local public notice;
- 3. Requests the CEO to send to the Minister of Local Government a copy of:
 - a. A copy of the public notice;
 - b. The proposed local law; and
- 4. Requests the Chief Executive Officer provide a copy of the proposed local law, in accordance with the notice to any person requesting it.

(Simple majority vote required)

OCM 05.26-08

COUNCIL RESOLUTION

MOVED Cr Copping SECONDED Cr McCabe

That Council, pursuant to the provisions of section 3.12(3) of the Local Government Act 1995:

- 1. ***Resolves its intent to adopt the Shire of Brookton Parking Local Law included at Attachment 15.05.26.01A:***
 - a. ***The purpose of which is to constitute a parking region, enable the local government to regulate the parking of vehicles within the parking region and provide for the management and operation of parking facilities occupied by the local government.***
 - b. ***The effect of which will be a person parking a vehicle within the parking region is to comply with the provisions of this Local Law.***
- 2. ***Requests the CEO to advertise a local public notice;***
- 3. ***Requests the CEO to send to the Minister of Local Government a copy of:***
 - a. ***A copy of the public notice;***
 - b. ***The proposed local law; and***
- 4. ***Requests the Chief Executive Officer provide a copy of the proposed local law, in accordance with the notice to any person requesting it.***

CARRIED WITH CASTING VOTE OF PRESIDING MEMBER 4/3

***For: Cr Wallis, Cr Crouch, Cr Copping
Against: Cr Harben, Cr McCabe, Cr Toop***

Attachment

Attachment 15.05.26.01A – Draft Parking Local Law.

LOCAL GOVERNMENT ACT 1995

SHIRE OF BROOKTON

PARKING LOCAL LAW 2026

CONTENTS

Part 1 - Preliminary

- 1.1 Citation
- 1.2 Commencement
- 1.3 Application
- 1.4 Repeal
- 1.5 Definitions

Part 2 - Administration

- 2.1 Powers of the local government
- 2.2 Thoroughfares under control of Commissioner of Main Roads
- 2.3 Parking not under the control of the local government
- 2.4 Classes of vehicle

Part 3 - Parking throughout the district

Division 1 – District generally

- 3.1 Application of Part 3
- 3.2 Parking for people with disabilities
- 3.3 Parking vehicles on a carriageway
- 3.4 Parking near a railway level crossing
- 3.5 Parking on reserves
- 3.6 General prohibitions on parking
- 3.7 Restrictions on parking in particular areas
- 3.8 Vehicles not to obstruct a thoroughfare or public place
- 3.9 Authorised person may order vehicle on thoroughfare to be moved
- 3.10 Suspension of parking limitations for urgent, essential or official duties

Division 2 – No Parking and No Stopping

- 3.11 No parking
- 3.12 No stopping
- 3.13 Application of particular definitions

Division 3 – Stopping in particular circumstances

- 3.14 Stopping near an obstruction
- 3.15 Stopping on a bridge, etc.
- 3.16 Stopping on crests, curves, etc.
- 3.17 Stopping near a fire hydrant, etc.
- 3.18 Obstructing access to and from a path, driveway, etc.

Division 4 – Signs

- 3.19 Part of thoroughfare to which sign applies
- 3.20 Pre-existing signs
- 3.21 Signs must be complied with
- 3.22 Unauthorised signs and defacing of signs
- 3.23 General provisions about signs

Division 5 – Zones for particular vehicles

- 3.24 Stopping in a loading zone
- 3.25 Stopping in a taxi zone or a bus zone
- 3.26 Stopping in a shared zone
- 3.27 Other limitations in zones

Part 4 - Parking in built-up areas

Division 1 – Built-up areas generally

- 4.1 Application of Part 4

- 4.2 No parking of vehicles exposed for sale and other circumstances
- 4.3 Parking on a carriageway with heavy and long vehicles
- 4.4 Event parking

Division 2 – Parking bays, parking lanes, and parking facilities

- 4.5 Vehicles to be within parking bays or parking lanes on thoroughfare
- 4.6 Parking prohibitions and restrictions
- 4.7 Angle parking

Division 3 – Stopping in particular circumstances

- 4.8 Stopping at or near a bus stop
- 4.9 Stopping on a path, median strip, or traffic island
- 4.10 Stopping on verge
- 4.11 Stopping on a carriageway with motorcycle parking sign
- 4.12 Stopping on a carriageway with a bicycle sign

Part 5 - Parking in the CBD

- 5.1 Application of Part 5
- 5.2 Timed parking
- 5.3 Authorised person may mark tyres
- 5.4 No movement of vehicles to avoid time limitation

Part 6 - Miscellaneous

- 6.1 Removal of notices on vehicle
- 6.2 Emergency and special purpose vehicles
- 6.3 Removal and impounding of vehicles
- 6.4 Notice to owner of vehicle involved in offence

Part 7 - Enforcement

- 7.1 Legal proceedings
- 7.2 Offences
- 7.3 General penalty
- 7.4 Modified penalties
- 7.5 Form of notices

Schedule 1 – Notification of impoundment of vehicle

Schedule 2 – Prescribed offences

LOCAL GOVERNMENT ACT 1995

SHIRE OF BROOKTON

PARKING LOCAL LAW 2026

Under the powers conferred by the *Local Government Act 1995* and under all other powers enabling it, the Council of the Shire of Brookton resolved on XXXX XXXXXXXX 2026 to make the following local law.

Part 1 - Preliminary

1.1 Citation

This local law may be cited as the *Shire of Brookton Parking Local Law 2026*.

1.2 Commencement

This local law comes into operation 14 days after the date of its publication in the *Government Gazette*.

1.3 Application

This local law applies throughout the district.

1.4 Definitions

(1) In this local law unless the context otherwise requires –

Act means the *Local Government Act 1995*;

authorised person means a person appointed by the local government to perform any of the functions of an authorised person under this local law;

authorised vehicle means a vehicle authorised by the local government, CEO, authorised person or by any written law to stop or park on a thoroughfare or on a parking facility;

bicycle has the meaning given to it by the Code;

bicycle path has the meaning given to it by the Code;

built-up area has the meaning given to it by the Code;

bus stop has the meaning given to it by the Code;

bus zone has the meaning given to it by the Code;

caravan has the meaning given to it by section 5 of the *Caravan Parks and Camping Grounds Act 1995*;

carriageway has the meaning given to it by the Code;

CBD means the area of Brookton townsite bounded by, and including both sides of the thoroughfares –

- (a) Robinson Road;

- (b) Lennard Street;
- (c) Williams Street; and
- (d) the western boundary of Great Southern railway;

centre in relation to a carriageway, has the meaning given to it by the Code;

CEO means the Chief Executive Officer of the local government;

children's crossing has the meaning given to it by the Code;

Code means the *Road Traffic Code 2000*;

commercial vehicle –

- (a) means a vehicle constructed for the conveyance of goods or merchandise, or for the conveyance of materials used in any trade, business, industry or work whatsoever, other than a vehicle for the conveyance of passengers; and
- (b) includes any vehicle that is designed primarily for the carriage of persons, but which has been fitted or adapted for the conveyance of the goods, merchandise or materials referred to, and is in fact used for that purpose;

disability parking permit has the meaning given to it by the *Local Government (Parking for People with Disabilities) Regulations 2014*;

district means the district of the local government;

dividing line has the meaning given to it in the Code;

driver means any person driving or in control of a vehicle;

edge line has the meaning given to it by the Code;

emergency vehicle has the meaning given to it by the Code;

footpath has the meaning given to it by the Code;

GVM or "gross vehicle mass" has the meaning given to it by the *Road Traffic (Vehicles) Act 2012*;

heavy vehicle has the meaning given to it by the Code;

infringement notice means the notice referred to in clause 7.5;

keep clear marking has the meaning given to it by the Code;

kerb means the constructed border or edge of the portion of a road paved for the use of vehicular traffic where any constructed border exists at the edge of the paved road and whether any footpath has been constructed or not;

level crossing has the meaning given to it by the Code;

loading zone has the meaning given to it by the Code;

local government means the Shire of Brookton;

local planning scheme means a local planning scheme and includes any structure plan adopted or approved by the local government made under the *Planning and Development Act 2005*;

median strip has the meaning given to it by the Code;

motorcycle has the meaning given to it by the Code;

motorised scooter has the meaning given to it by the Code, and includes a motorised wheelchair that is designed so as to be not capable of a speed exceeding 10 kilometres per hour;

nature strip has the meaning given to it in the Code;

no parking area has the meaning given to it in the Code;

no parking sign means –

- (a) a sign with the words “no parking” in red letters on a white background, or
- (b) the letter “P” within a red annulus and a red diagonal line across it on a white background;

no stopping area has the meaning given to it in the Code;

no stopping sign means a sign with –

- (a) the words “no stopping” or “no standing” in red letters on a white background;
- (b) the words “no stopping” or “no standing” in white letters on a red background; or
- (c) the letter “S” within a red annulus and a red diagonal line across it on a white background;

occupier has the meaning given to it in section 1.4 of the Act;

owner where used in relation to –

- (a) a vehicle licensed under the *Road Traffic (Vehicles) Act 2012*, means the person in whose name the vehicle has been registered under the *Road Traffic (Vehicles) Act 2012*;
- (b) any other vehicle, means the person who owns, or is entitled to possession of that vehicle; and
- (c) land, has the meaning given to it in section 1.4 of the Act;

park has the meaning given to it by the Code;

parking area has the meaning given to it by the Code;

parking bay and **parking lane** means a section or part of a thoroughfare or of a parking station which is marked or defined by painted lines, metallic studs, coloured bricks or pavers or similar devices for the purpose of indicating where a vehicle may be parked;

parking control sign has the meaning given to it by the Code;

parking facilities includes –

- (a) land, buildings, shelters, places, parking bays, parking lanes and other facilities open to the public generally for the parking of vehicles with or without charge; and
- (b) signs, notices and facilities used in connection with the parking of vehicles;

path has the meaning given to it in the Code;

pedestrian crossing has the meaning given to it by the Code;

permit parking area has the meaning given to it by the *Local Government (Parking for People with Disabilities) Regulations 2014*;

public bus has the meaning given to it by the Code, and includes a school bus in the performance of its duties;

public place means any place to which the public has access whether or not that place is on private property;

reserve means any land—

- (a) which belongs to the local government;
- (b) of which the local government is the management body under the *Land Administration Act 1997*; or
- (c) which is an otherwise unvested facility within section 3.53 of the *Local Government Act 1995*;

right of way means a thoroughfare separating 2 portions of land by a public reserve, road, laneway, pedestrian access way, and includes the access leg of a battle-axe lot or the equivalent not more than 6m in width;

Schedule means a Schedule to this local law;

school bus means a vehicle that is used solely or principally for the carriage of children to and from school, and is equipped to seat 8 or more persons, including the driver;

shared zone has the meaning given to it by the Code;

sign includes a parking control sign or other sign, inscription, road marking, painted line, mark, structure or other device or method approved by the local government on which may be shown words, numbers, expressions or symbols, and which is placed on or near a thoroughfare or within a parking facilities or reserve for the purpose of prohibiting, regulating, guiding, directing or restricting the stopping and parking of vehicles;

special purpose vehicle has the meaning given to it by the Code;

stop in relation to a vehicle, has the meaning given to it by the Code;

symbol has the meaning given to it by the Code ;

taxi has the meaning given to it by the Code;

taxi zone has the meaning given to it by the Code;

thoroughfare has the meaning given to it in section 1.4 of the Act;

traffic island has the meaning given to it by the Code;

trailer has the meaning given to it by the Code;

vehicle has the meaning given to it in the *Road Traffic (Administration) Act 2008*, but does not include a motorised scooter; and

verge has the same meaning as *nature strip*.

- (2) Unless the context otherwise requires, where a term is used, but not defined, in this local law, and that term is defined in the *Road Traffic Act 1974*, the *Road Traffic (Administration) Act 2008*, the *Road Traffic (Vehicles) Act 2012* or in the Code, then the term shall have the meaning given to it in that Act or the Code.

Part 2 – Administration

2.1 Powers of the local government

- (1) The local government may, by resolution, prohibit or regulate, including but not limited to –
- (a) the stopping or parking of any vehicle or any class of vehicle;
 - (b) parking bays;
 - (c) parking facilities;
 - (d) permitted time and conditions of parking in parking bays and parking facilities which may vary with the locality;
 - (e) permitted classes of vehicle which may park in parking bays and parking facilities;
 - (f) permitted classes of persons who may park in specified parking bays or parking facilities; and
 - (g) the manner of parking in parking bays and parking facilities.
- (2) Where the local government makes a resolution under subclause (1), it must erect signs to give effect to the resolution.

2.2 Thoroughfares under control of Commissioner of Main Roads

- (1) Subject to subclause 2, this local law does not apply to –
- (a) the approach and departure prohibition areas of all existing and future traffic control signal installations as determined by the Commissioner of Main Roads;
 - (b) prohibition areas applicable to all existing and future bridges and subways as determined by the Commissioner of Main Roads; and
 - (c) any road which comes under the control of the Commissioner of Main Roads.
- (2) Upon request of the local government, the control of parking and parking facilities on a thoroughfare under the control of the Commissioner of Main Roads may be delegated by the Commissioner of Main Roads to the local government.

2.3 Parking not under the control of the local government

- (1) This local law does not apply to a parking bay, parking lane or parking facility that is not occupied, managed or controlled by the local government, unless the local government and the owner or occupier of that land or facility have agreed in writing that this local law will apply to that land or facility.
- (2) The agreement referred to in subclause (1) may be made on such terms and conditions as the parties may agree.

2.4 Classes of vehicle

For the purpose of this local law, vehicles are divided into the following classes –

- (a) public buses and school buses;
- (b) commercial vehicles;
- (c) motorcycles and bicycles;
- (d) taxis; and
- (e) all other vehicles.

Part 3 - Parking throughout the district

Division 1 – District generally

3.1 Application of Part 3

This Part applies to the whole of the district.

3.2 Parking for people with disabilities

For avoidance of doubt, and notwithstanding clause 2.3(1), the provisions of the *Local Government (Parking for People with Disabilities) Regulations 2014*, apply throughout the district to all parking bays, parking lanes or parking facilities, whether under the control of the local government or not, which are a public place.

3.3 Parking vehicles on a carriageway

A person parking a vehicle on a carriageway other than in a parking bay shall park it –

- (a) in the case of a two-way carriageway, so that it is as near as practicable to and parallel with, the left boundary of the carriageway and headed in the direction of the movement of traffic on the side of the thoroughfare on which the vehicle is parked;
- (b) in the case of a one-way carriageway, so that it is as near as practicable to and parallel with either boundary of the carriageway and headed in the direction of the movement of traffic on the side of the thoroughfare on which the vehicle is parked;
- (c) so that at least 3 metres of the width of the carriageway lies between –
 - (i) the vehicle and the farther boundary of the carriageway, any dividing line or median strip, or
 - (ii) the vehicle and a vehicle parked on the farther side of the carriageway;
- (d) so that the front and the rear of the vehicle respectively is not less than 1 metre from any

other vehicle, except a motorcycle without a trailer, or a bicycle parked in accordance with this local law; and

- (e) so that it does not obstruct any vehicle on the carriageway.

3.4 Parking near a railway level crossing

A person shall not park a vehicle so that any portion of the vehicle is within 20 metres of either the approach side or the departure side of the nearest rail of a railway level crossing.

3.5 Parking on reserves

No person other than an employee of the local government in the course of his or her duties or a person authorised by the local government shall drive or park a vehicle upon or over any portion of a reserve other than upon an area specifically set aside for that purpose.

3.6 General prohibitions on parking

- (1) This clause does not apply to a vehicle parked in a parking bay nor to a bicycle in a bicycle rack.
- (2) Subclauses (3)(c), (e) and (g) do not apply to a public bus or school bus which parks in a bus zone.
- (3) Subject to any applicable law, unless a sign or markings on the carriageway indicate otherwise, a person shall not park a vehicle so that any portion of the vehicle is –
 - (a) between any other stationary vehicles and the centre of the carriageway, except where –
 - (i) a driver stopped in traffic; or
 - (ii) a driver angle parking on the side of the carriageway or in a median strip parking area, in accordance with this local law;
 - (b) on or adjacent to a median strip;
 - (c) obstructing a right of way, private drive or carriageway or so close as to deny a vehicle reasonable access to or egress from the right of way, private drive or carriageway;
 - (d) alongside or opposite any excavation, works, hoarding, scaffolding or obstruction on the carriageway, if the vehicle would obstruct traffic;
 - (e) on or within 10 metres of any portion of a carriageway bounded by a traffic island;
 - (f) on any footpath, children's crossing or pedestrian crossing;
 - (g) between the boundaries of a carriageway and any double longitudinal line consisting of 2 dividing lines or between a double longitudinal line consisting of a dividing line and a broken or dotted line and the boundary of a carriageway nearer to the dividing line, unless there is a distance of at least 3 metres clear between the vehicle and the double longitudinal line;
 - (h) on an intersection, except adjacent to a carriageway boundary that is not broken by an intersecting carriageway;
 - (i) within 1 metre of a fire hydrant or fire plug, or of any sign or mark indicating the

existence of a fire hydrant or fire plug; or

- (j) within 10 metres of the nearer property line of any thoroughfare intersecting the thoroughfare on the side on which the vehicle is parked.
- (4) A person shall not park a vehicle so that any portion of the vehicle is within 20 metres of the approach side or within 10 metres of the departure side of –
- (a) a sign inscribed with the words “Bus Stop” or “Hail Bus Here” (or with equivalent symbols depicting these purposes) unless the vehicle is a public bus or school bus stopped to take up or set down passengers; or
 - (b) a children’s crossing or pedestrian crossing.

3.7 Restrictions on parking in particular areas

- (1) Subject to subclause (2), a person shall not park a vehicle in a thoroughfare, part of a thoroughfare, or part of a parking facility –
- (a) if by a sign it is set apart for the parking of vehicles of a different class;
 - (b) if by a sign it is set apart for the parking of vehicles by persons of a different class; or
 - (c) during any period when the parking of vehicles is prohibited by a sign.
- (2) The driver may park a vehicle in a thoroughfare or a part of a thoroughfare or part of a parking facility, except in a thoroughfare or a part of a thoroughfare or part of a parking facility to which a disabled parking sign relates for twice the period indicated on the sign, if –
- (a) the driver’s vehicle displays a valid disability parking permit sticker; and
 - (b) a person with a disability to which the valid disability parking permit relates is either the driver of the vehicle or a passenger in the vehicle.
- (3) A person shall not park a vehicle in a parking bay marked “M/C” unless it is a motorcycle without a sidecar or a trailer, or it is a bicycle.
- (4) A person shall not, without the prior permission of the local government, the CEO, or an authorised person, park a vehicle in an area designated by a sign stating “Authorised Vehicles Only”.

3.8 Vehicles not to obstruct a thoroughfare or public place

A person shall not leave a vehicle, or any part of a vehicle, in a thoroughfare or public place including a right of way, so that it obstructs the use of any part of that thoroughfare or public place without the permission of the local government or unless authorised under any written law.

3.9 Authorised person may order vehicle on thoroughfare to be moved

The driver of a vehicle shall not park that vehicle on any part of a thoroughfare in contravention of this local law after an authorised person has directed the driver to move it.

3.10 Suspension of parking limitations for urgent, essential or official duties

- (1) Where by a sign the parking of vehicles is permitted for a limited time on a portion of a thoroughfare or parking facility, the local government, the CEO or an authorised person may, subject to the Code, permit a person to park a vehicle in that portion of the

thoroughfare or parking facility for longer than the permitted time in order that the person may carry out urgent, essential or official duties.

- (2) Where permission is granted under subclause (1), the local government, the CEO or an authorised person may prohibit the use by any other vehicle of that portion of the thoroughfare or parking facility to which the permission relates, for the duration of that permission.

Division 2 – No Parking and No Stopping

3.11 No parking

A driver shall not park on a length of carriageway or in an area to which a "no parking" sign applies, unless the driver is –

- (a) is dropping off, or picking up, passengers or goods;
- (b) remains within 3 metres of the vehicle at all times; and
- (c) completes the dropping off, or picking up, of the passengers or goods within 2 minutes of stopping and drives on.

3.12 No stopping

- (1) A driver shall not stop on a length of carriageway, or in an area, to which a "no stopping" sign applies or in an area with keep clear markings.
- (2) A driver must not stop at the side of a carriageway marked with a continuous yellow edge line.

3.13 Application of particular definitions

For the purposes of the application of clause 3.11 and clause 3.12 an arrow inscribed on a sign erected at an angle to the carriageway is deemed to be pointing in the direction in which it would point, if the signs were turned at an angle of less than 90 degrees until parallel with the carriageway.

Division 3 – Stopping in particular circumstances

3.14 Stopping near an obstruction

A driver shall not stop on a carriageway near an obstruction on the carriageway in a position that further obstructs traffic on the carriageway.

3.15 Stopping on a bridge, etc.

A driver shall not stop a vehicle on a bridge, causeway, ramp or similar structure unless –

- (a) the carriageway is at least as wide on the structure as it is on each of the approaches and a parking control sign does not prohibit stopping or parking; or
- (b) the driver stops at a place on a length of carriageway, or in an area, to which a parking control sign applies and the driver is permitted to stop at that place under this local law.

3.16 Stopping on crests, curves, etc.

- (1) A driver shall not stop a vehicle on, or partly on, a carriageway, in any position where it is not visible to the driver of an overtaking vehicle, from a distance of 50 metres within a built-up area, and from a distance of 150 metres outside a built-up area.

- (2) A driver may stop on a crest or curve on a carriageway if the driver stops at a place on the carriageway to which a parking control sign applies and the driver is permitted to stop at that place under this local law.

3.17 Stopping near a fire hydrant, etc.

A driver shall not stop a vehicle so that any portion of the vehicle is within 1 metre of a fire hydrant or fire plug, or of any sign or mark indicating the existence of a fire hydrant or fire plug, unless –

- (a) the driver is driving a public bus, and the driver stops in a bus zone or at a bus stop and remains within 3 metres of the vehicle at all times; or
- (b) the driver is driving a taxi, and the driver stops in a taxi zone and remains within 3 metres of the vehicle at all times.

3.18 Obstructing access to and from a path, driveway, etc.

A driver shall not stop a vehicle so that any portion of the vehicle is in front –

- (a) of a path, in a position that obstructs access by vehicles or pedestrians to or from that path;
- (b) on or across a driveway or other way of access for vehicles travelling to or from adjacent land; unless –
- (c) the driver is dropping off, or picking up, passengers; or
- (d) the driver stops in a parking bay and the driver is permitted to stop in the parking bay under this local law.

Division 4 – Signs

3.19 Part of thoroughfare to which sign applies

Where under this local law the parking of vehicles in a thoroughfare is controlled by a sign, the sign shall be read as applying to that part of the thoroughfare which –

- (a) lies beyond the sign;
- (b) lies between the sign and the next sign beyond that sign; and
- (c) is on that side of the thoroughfare nearest to the sign.

3.20 Pre-existing signs

- (1) A sign is deemed for the purposes of this local law to have been erected by the local government under the authority of this local law where that sign –
- (a) was erected by the local government or the Commissioner of Main Roads prior to the commencement of this local law; and
- (b) relates to the parking of vehicles within the district.
- (2) An inscription, word, number, expression or symbol on a sign referred to in subclause (1) operates and has effect according to its tenor, and where the inscription, word, number, expression or symbol relates to the stopping of vehicles, it is to be deemed for the purposes of this local law to operate and have effect as if it related to the parking of vehicles.

3.21 Signs must be complied with

An inscription or symbol on a sign operates and has effect according to its tenor and a person contravening the direction on a sign commits an offence under this local law.

3.22 Unauthorised signs and defacing of signs

A person shall not without the authority of the local government –

- (a) mark, set up or exhibit a sign purporting to be or resembling a sign marked, set up or exhibited by the local government under this local law;
- (b) remove, deface or misuse a sign or property, set up or exhibited by the local government under this local law or attempt to do any such act; or
- (c) affix a board, sign, placard, notice or other thing to or paint or write upon any part of a sign set up or exhibited by the local government under this local law.

3.23 General provisions about signs

- (1) A sign marked, erected, set up, established or displayed on or near a thoroughfare is, in the absence of evidence to the contrary presumed to be a sign marked, erected, set up, established or displayed under the authority of this local law.
- (2) The first 3 letters of any day of the week when used on a sign indicate that day of the week.

Division 5 – Zones for particular vehicles

3.24 Stopping in a loading zone

A person shall not stop a vehicle in a loading zone unless it is –

- (a) a vehicle used for commercial or trade purposes engaged in the picking up or setting down of goods; or
- (b) a vehicle that completes the dropping off or picking up of passengers within 2 minutes of stopping and then drives on,

but, in any event, shall not remain in that loading zone –

- (c) for longer than a time indicated on the "loading zone" sign; or
- (d) longer than 30 minutes, if no time is indicated on the sign.

3.25 Stopping in a taxi zone or a bus zone

- (1) A driver shall not stop in a taxi zone, unless the driver is driving a taxi.
- (2) A driver shall not stop in a bus zone unless the driver is driving a public bus or a school bus.

3.26 Stopping in a shared zone

A driver shall not stop in a shared zone unless –

- (1) the driver stops at a place on a length of carriageway, or in an area, to which a parking control sign applies and the driver is permitted to stop at that place under this local law;
- (2) the driver stops in a parking bay and the driver is permitted to stop in the parking bay under this local law;
- (3) the driver is dropping off, or picking up, passengers or goods; or

- (4) the driver is engaged in door-to-door delivery or collection of goods, or in the collection of waste or garbage.

3.27 Other limitations in zones

A person shall not stop a vehicle in a zone to which a sign applies if stopping the vehicle would be contrary to any limitation in respect to classes of persons or vehicles, or specific activities allowed, as indicated by additional words on a parking control sign that applies to the zone.

Part 4 - Parking in built-up areas

Division 1 – Built-up areas generally

4.1 Application of Part 4

This Part applies to built up areas of the district.

4.2 No parking of vehicles exposed for sale and other circumstances

A person shall not park a vehicle on any portion of a thoroughfare –

- (a) for the purpose of exposing it for sale;
- (b) if that vehicle is not licensed under the *Road Traffic (Vehicles) Act 2012*;
- (c) if that vehicle is a trailer or a caravan unattached to a vehicle; or
- (d) for the purpose of effecting repairs to it, other than the minimum repairs necessary to enable the vehicle to be moved to a place other than a thoroughfare.

4.3 Parking on a carriageway with heavy and long vehicles

- (1) Unless engaged in the picking up or setting down of goods, a person shall not park on any part of a carriageway for any period exceeding 1 hour, a vehicle or any combination of vehicles, that together with any projection on, or load carried by, the vehicle or combination of vehicles, is 7.5 metres or more in length or exceeds a GVM of 4.5 tonnes.
- (2) Nothing in this clause affects the operation of any other clause in this local law or any other written law relating to the parking or stopping of vehicles.

4.4 Event parking

- (1) The local government may determine that all or part of a parking facility, thoroughfare or public place is set aside, during the period indicated in a sign, for the parking of vehicles by persons attending a particular event.
- (2) The local government may issue to a person a permit in respect of all or part of a parking facility, thoroughfare or public place for an event referred to in subclause (1).
- (3) A person must not park or stop a vehicle, or permit a vehicle to remain parked, in any area that is set aside under subclause (1) unless the permit issued under subclause (2) for the relevant event is displayed inside the vehicle so that it is clearly visible to an authorised person examining the ticket from outside the vehicle.

Division 2 – Parking bays, parking lanes, and parking facilities

4.5 Vehicles to be within parking bays or parking lanes on thoroughfare

- (1) Subject to subclause (2) and (3), a person shall not park a vehicle in a parking bay in a thoroughfare otherwise than –
 - (a) parallel to and as close to the kerb as is practicable;
 - (b) wholly within the parking bay or parking lane; and
 - (c) headed in the direction of the movement of traffic on the side of the thoroughfare in which the parking bay is situated.
- (2) If a vehicle is too long or too wide to fit completely within a single parking bay then the person parking the vehicle shall do so within the minimum number of parking bays needed to park that vehicle.
- (3) A person shall not park a vehicle partly within and partly outside a parking area.

4.6 Parking prohibitions and restrictions

- (1) A person shall not –
 - (a) park a vehicle so as to obstruct an entrance to, or an exit from parking facilities, or an access way within parking facilities;
 - (b) except with the permission of the local government or an authorised person, park a vehicle on any part of a parking facility contrary to a sign referring to that part;
 - (c) permit a vehicle to park in any part of parking facilities, if an authorised person directs the driver of such vehicle to move the vehicle; or
 - (d) park or attempt to park a vehicle in a parking bay in which another vehicle is parked, unless –
 - (i) parking of a motorcycle and a bicycle together in a parking bay marked "M/C", and
 - (ii) the bicycle is parked in accordance with subclause (2).
- (2) A person must not park a bicycle –
 - (a) in a parking bay other than in a parking bay marked for motorcycles only; and
 - (b) other than against the kerb.
- (3) Notwithstanding the provisions of subclause (1)(b) a driver may park a vehicle in a parking bay or facility (except in a parking area for people with disabilities) for twice the length of time allowed, provided that –
 - (a) the driver's vehicle displays a valid disability parking permit; and
 - (b) a person with a disability to which a valid disability parking permit relates is either the driver of or a passenger in the vehicle.

4.7 Angle parking

- (1) This clause does not apply to –
 - (a) a vehicle with a mass including any load, of over 4.5 tonnes; or
 - (b) a person parking either a motorcycle without a trailer or a bicycle.

- (2) Where a sign associated with a parking area is inscribed with the words "angle parking", or with an equivalent symbol depicting this purpose, a person stopping or parking a vehicle shall stop or park the vehicle at an angle and in the position indicated by the inscription on the parking sign or by marks on the carriageway.

Division 3 – Stopping in particular circumstances

4.8 Stopping at or near a bus stop

A driver shall not stop a vehicle so that any portion of the vehicle is within 20 metres of the approach side of a bus stop, or within 10m of the departure side of a bus stop, measured in the direction of traffic movement on that portion of the thoroughfare, unless –

- (a) the vehicle is a public bus or school bus stopped to take up or set down passengers; or
(b) the driver stops at a place on a length of carriageway, or in an area permitted by a parking control sign.

4.9 Stopping on a path, median strip, or traffic island

The driver of a vehicle (other than a bicycle or an animal) shall not stop so that any portion of the vehicle is on a path, traffic island or median strip, unless permitted by a parking control sign.

4.10 Stopping on verge

- (1) A person shall not stop so that any portion of the following is on or projects over a verge –
- (a) a vehicle (other than a bicycle);
(b) a commercial vehicle or any combination of vehicles that exceeds 4.5 tonnes GVM, a public bus, a trailer or caravan unattached to a vehicle; or
(c) any vehicle (other than a bicycle) during any period when the stopping of vehicles on that verge is prohibited by a sign adjacent and referable to that verge.
- (2) Subclause (1)(a) does not apply to the person if he or she is the owner or occupier of the land adjacent to that verge, or is a person authorised by the occupier of that land to stop the vehicle so that any portion of it is on the verge.
- (3) Subclause (1)(b) does not apply to a commercial vehicle or any vehicle with a GVM that exceeds 4.5 tonnes when it is being loaded or unloaded with reasonable expedition with goods, merchandise or materials collected from or delivered to the land adjacent to the portion of the verge on which the vehicle is parked, provided no obstruction is caused to the passage of any vehicle or person using a carriageway or a path.

4.11 Stopping on a carriageway with motorcycle parking sign

The driver of a vehicle shall not stop on a length of carriageway, or in an area, to which a "motorcycle parking" sign applies, or an area marked "M/C" unless –

- (a) the vehicle is a motorcycle; or
(b) the driver is dropping off, or picking up, passengers.

4.12 Stopping on a carriageway with a bicycle sign

Unless dropping off or picking up passengers, the driver of a vehicle (other than a bicycle) must not stop on a length of carriageway to which any of the following apply –

- (a) a "bicycle path" sign;
- (b) a "bicycle parking" sign; or
- (c) a "dual use path" or other sign indicating bicycles are permitted to use the path.

Part 5 - Parking in the CBD

5.1 Application of Part 5

This Part applies to the thoroughfares and parking facilities within the CBD.

5.2 Timed parking

- (1) Where indicated by a sign, timed parking applies to CBD thoroughfares from 8.00 am to 6.00 pm Monday to Friday and 8.00 am to 12.30 pm Saturday, except public holidays.
- (2) The period for which parking is permitted is that indicated on the sign.

5.3 Authorised person may mark tyres

- (1) An authorised person may mark the tyres of a vehicle parked in a parking facility with chalk or any other non-indelible substance for a purpose connected with or arising out of his or her duties or powers.
- (2) A person shall not remove a mark made by an authorised person so that the purpose of the making the mark is defeated or likely to be defeated.

5.4 No movement of vehicles to avoid time limitation

- (1) Where the parking of vehicles in a thoroughfare or parking facility is permitted for a limited time, a person shall not move a vehicle within the thoroughfare or parking facility so that the total time of parking exceeds the maximum time allowed for parking in the thoroughfare or parking facility.
- (2) Where the parking of vehicles in a thoroughfare is permitted for a limited time, a person shall not move a vehicle to another parking bay within 50 metres so that the total time of parking exceeds the maximum time permitted, unless the vehicle has first been removed from the vicinity for at least 30 minutes.

Part 6 - Miscellaneous

6.1 Removal of notices on vehicle

A person, other than the driver of the vehicle or a person acting under the direction of the driver of the vehicle, shall not remove from the vehicle any notice put on the vehicle by an authorised person.

6.2 Emergency and special purpose vehicles

Notwithstanding anything to the contrary in this local law, the driver of –

- (a) an emergency vehicle may, in the course of their duties and when it is expedient and safe to do so or where they believe that it is expedient and safe to do so, stop, or park the vehicle at any place, at any time; and
- (b) a special purpose vehicle may, only in the course of his or her duties and when it is necessary and safe to do so, stop, or park the vehicle in any place, at any time.

6.3 Removal and impounding of vehicles

- (1) The impounding of vehicles and other goods shall be carried out in accordance with Part 3 Division 3 Subdivision 4 of the Act and regulation 29 of the *Local Government (Functions and General) Regulations 1996*.
- (2) An employee authorised specifically for the purposes of section 3.39 of the Act and this clause may remove and impound any vehicle that is involved in a contravention that can lead to impounding.
- (3) A person authorised to impound a vehicle in accordance with subclause (2) may use reasonable force to exercise the power given by that clause.
- (4) The form of the notice referred to in section 3.42 of the Act is set out in Schedule 1.

6.4 Notice to owner of vehicle involved in offence

The owner of a vehicle may be required to identify the driver or person in charge of a vehicle at the time when an offence is alleged to have been committed by sending a notice in the form of Form 1 of Schedule 1 of the *Local Government (Functions and General) Regulations 1996*.

Part 7 - Enforcement

7.1 Legal proceedings

Evidentiary provisions relating to offences involving vehicles are contained in Division 3 of Part 9 of the Act.

7.2 Offences

A person who breaches a provision of this local law commits an offence.

7.3 General penalty

A person who commits an offence under this local law is liable, on conviction, to a penalty not exceeding \$5,000 and if the offence is of a continuing nature, to an additional penalty not exceeding \$500 for each day or part of the day during which the offence has continued.

7.4 Modified penalties

- (1) The offences contained in the Schedule 2 are offences in relation to which a modified penalty may be imposed.
- (2) The amount appearing in the final column of Schedule 2 directly opposite a clause specified in that Schedule is the modified penalty for an offence against that clause.

7.5 Form of notices

For the purposes of this local law –

- (a) the form of the notice referred to in section 9.13 of the Act is that of Form 1 in Schedule 1 of the *Local Government (Functions and General) Regulations 1996*;
- (b) the form of the infringement notice referred to in section 9.17 of the Act is that of Form 2 in Schedule 1 of the *Local Government (Functions and General) Regulations 1996*; and
- (c) the form of the notice referred to in section 9.20 of the Act is that of Form 3 Schedule 1 of the *Local Government (Functions and General) Regulations 1996*.

Schedule 1 – Notification of impoundment of vehicle

[cl. 6.3]

Shire of Brookton

To (full name/s) –	
Of (address) –	
	Department of Transport records indicate that you are the registered owner of the vehicle detailed below and notice is hereby given that the vehicle has been impounded in accordance with the provisions of the <i>Local Government Act 1995</i> .
Make –	
Model –	
Registration –	
Impounded from –	
Positioned at/near –	
Date impounded –	
Time impounded –	
	The vehicle has been taken to a secure facility.
Facility address –	
	IT IS A REQUIREMENT THAT ALL PAYMENTS ARE RECEIVED PRIOR TO THE RELEASE OF THE VEHICLE.
Documentation required –	The following must be produced before payment can be accepted and release of the vehicle is permitted— <ul style="list-style-type: none"> • Current vehicle registration document. • Drivers licence or other legal form of identification. • Payment receipt (required for vehicle release at secure facility).
Payment in person only –	Chief Executive Officer Shire of Brookton, 89 Earl Street, (PO Box 188), BROOKTON 6312 Between – 8.30am and 4.30pm Monday to Friday (except public holidays) Payments by cash, cheque or EFTPOS.
	The vehicle will then be available for release, by contacting the Shire to make the necessary arrangements.

Vehicle impound fee –	
Additional days storage fee or part thereof –	
<p>(1) Subject to clause 2 below, if your vehicle is not collected within 2 months after the date of this notice the Shire may either –</p> <p>(a) under section 3.46 of the <i>Local Government Act 1995</i> refuse to allow the vehicle to be collected until the Shire's costs of removing and keeping the vehicle have been paid to the Shire; or</p> <p>(b) under section 3.47 of the <i>Local Government Act 1995</i> sell or otherwise dispose of the vehicle and credit the money received from that sale or disposal to the Shire's Trust Fund except to the extent required to meet the cost and expenses incurred by the Shire in removing, impounding and selling of the vehicle.</p> <p>(2) If the Local Government has made a declaration that in accordance with 3.40A(4) of the <i>Local Government Act 1995</i> the vehicle is an abandoned wreck then the vehicle may be disposed of within 7 days of that declaration being made.</p>	
<p>If you are convicted of an offence against this Local Law, section 3.48 of the <i>Local Government Act 1995</i> allows the Shire to recover from you its outstanding expenses incurred in the removing, impounding and selling of the vehicle.</p>	
Take note –	Unless all fees are paid for and the vehicle collected within 2 months from the date of impounding, the Shire may sell the subject vehicle.
Authorised person – Name	
Signature	
Title	
Date issued –	

Schedule 2 – Prescribed offences

[cl. 7.4]

Item	Clause	Nature of offence	Modified penalty \$
1	3.3(a)	Failure to park on the left of a two-way carriage way	50
2	3.3(b)	Failure to park on the left of a one-way carriageway	50
3	3.3(c)	Parking when the distance from farther boundary is less than 3 metres	50
4	3.3(d)	Parking closer than 1 metre from any other vehicle	50
5	3.3(e)	Causing obstruction	50
6	3.4	Parking within 20 metres of a railway level crossing	100
7	3.5	Driving or parking on a reserve	50
8	3.6(3)(a)	Double parking	50
9	3.6(3)(b)	Parking on or adjacent to a median strip	50
10	3.6(3)(c)	Obstructing a private driveway or right of way	50
11	3.6(3)(d)	Parking beside excavation or obstruction so as to obstruct traffic	50
12	3.6(3)(e)	Parking within 10 metres of traffic island	50
13	3.6(3)(f)	Parking on footpath, children's crossing or pedestrian crossing	50
14	3.6(3)(g)	Parking contrary to continuous line markings	50
15	3.6(3)(h)	Parking on an intersection	50
16	3.6(3)(i)	Parking within 1 metre of a fire hydrant	50
17	3.6(3)(j)	Parking within 10 metres of an intersection	50
18	3.6(4)(a) or (b)	Parking vehicle within 10 metres of departure side of bus stop, children's crossing or pedestrian crossing	50
19	3.6(4)(a) or (b)	Parking vehicle within 20 metres of approach side of bus stop, children's crossing or pedestrian crossing	50
20	3.7(1)	Parking contrary to signs on thoroughfare or parking facility	50
21	3.7(2)	Parking contrary to limitations on thoroughfare or parking facility	50
22	3.7(3)	Parking vehicle in a parking bay marked "M/C" that is not a motorcycle or bicycle	50
23	3.7(4)	Parking without permission in an area designated for "Authorised Vehicles Only"	50
24	3.8	Vehicle obstructing a thoroughfare or public place	100
25	3.9	Failure to comply with instruction of authorised person	100
26	3.10(1)	Failure to obtain permission to park a vehicle other than as provided by this local law	50

27	3.10(2)	Failure to comply with conditions of suspension of parking requirements	100
28	3.11	Failure to comply with "no parking" sign	50
29	3.12	Failure to comply with "no stopping" sign	50
30	3.14	Stopping near an obstruction	50
31	3.15	Stopping on a bridge, etc.	100
32	3.16	Stopping on crests, curves, etc.	100
33	3.17	Stopping near fire hydrant	50
34	3.18	Obstructing path, a driveway etc	50
35	3.21	Failure to comply with sign	50
36	3.22	Unauthorised placement, misuse or obstruction of a sign	100
37	3.24	Stopping unlawfully in a loading zone	50
38	3.25	Stopping unlawfully in a taxi or bus zone	50
39	3.26	Stopping in a shared zone	50
40	3.27	Stopping in a zone contrary to a sign	50
41	4.2(a)	Parking in thoroughfare for purpose of sale	50
42	4.2(b)	Parking unlicensed vehicle in thoroughfare	50
43	4.2(c)	Parking a trailer or caravan on thoroughfare	50
44	4.2(d)	Parking in thoroughfare for purpose of repairs	50
45	4.3	Failure to comply with limitations on heavy and long vehicles	100
46	4.4(1)	Failure to comply with event parking sign	50
47	4.54(3)	Failure to display required event permit information	50
48	4.5	Failure to wholly within parking bay or lane	50
49	4.6(1)(a)	Causing obstruction at parking facilities	50
50	4.6(1)(b)	Parking contrary to a sign at a parking facility	50
51	4.6(1)(c)	Failure to comply with directions of an authorised person in a parking facility	50
52	4.6(1)(d)	Parking or attempting to park a vehicle in a bay occupied by another vehicle	50
53	4.6(2)	Incorrect parking of a bicycle in a parking facility	50
54	4.6(3)	Unauthorised extended parking in a facility	50
55	4.7	Failure to comply with angle parking	50
56	4.8	Stopping at or near bus stop	50
57	4.9	Stopping on path, median strip or traffic island	50
58	4.10	Stopping on verge	50
59	4.11	Stopping in a motorcycle parking area	50
60	4.12	Stopping in a bicycle area	50
61	5.2	Parking vehicle in excess of maximum time	50

62	5.3(2)	Removing mark of authorised person	100
63	5.4	Moving vehicle to avoid time limitations	50
64	6.1	Removing notice from vehicle	100
65	6.2(b)	Unauthorised parking of special purpose vehicle	50
66	7.2	All other offences not specified	50

Dated XXXXX XXXXXXXXXXXX 2026

The Common Seal of the Shire of Brookton was affixed by authority of a resolution of Council in the presence of –

XXXXX XXXXXXXXXXXX, Shire President

G. A. SHERRY, Chief Executive Officer.

15.05.26.02 PROPOSED BUSH FIRE BRIGADE LOCAL LAWS

File No:	REG017
Date of Meeting:	21 May 2026
Location/Address:	Shire of Brookton
Name of Applicant:	Shire of Brookton
Name of Owner:	Shire of Brookton
Author/s:	Leanne Parola – LG Best Practices
Authorising Officer:	Gary Sherry – Chief Executive Officer
Declaration of Interest:	The author is a consultant providing services to make this local law and authorising officer do not have an interest in this item
Voting Requirements:	Simple Majority
Previous Report:	N/A

Summary of Report:

Council is to consider commencing the statutory process to make the Shire of Brookton Bush Fire Brigades Local Law and repeal the existing By-law relating to the establishment, maintenance and equipment of Bush Fire Brigades.

The proposed local law will provide a contemporary legislative framework for the establishment, organisation, administration and operation of bush fire brigades within the Shire of Brookton.

Description of Proposal:

Staff have prepared the proposed Shire of Brookton Bush Fire Brigades Local Law included at Attachment 15.05.26.02A based on a contemporary local law adopted by another regional local government and tailored to reflect the operational needs of the Shire's volunteer bush fire brigades.

The President should read out the following purpose, effect and justification for the proposed local law:

Purpose of the local law:

To make provisions for the establishment, organisation and maintenance, administration and funding of bush fire brigades.

Effect of the local law:

To align existing Local Laws with changes in the law and operational practice.

Justification for the local law:

It will provide rules to a bush fire brigade governing the operation of a bush fire brigade pursuant to the Bush Fires Act 1954 and the provisions of its subsidiary legislation.

The the proposed Shire of Brookton Fire Brigades Local Law:

- is relatively simple and practical in application;
- seeks to avoid unnecessary administrative burden on volunteers;
- only requires key brigade appointments such as the Chief Bush Fire Control Officer, Brigade Captains and Fire Control Officers;
- allows appointments of Deputy Bush Fire Control Officer and Lieutenant positions where requested by brigade volunteers, without mandating additional administrative roles such as secretary or treasurer;

- recognises that brigades may establish additional positions or internal processes outside the local law if they wish;
- reflects current operational arrangements of volunteer brigades;
- clearly outlines the responsibilities of the Chief Bush Fire Control Officer, Captains and Fire Control Officers;
- establishes minimum training requirements for Fire Control Officers; and
- introduces a clear process for suspension or termination of membership where required.

The Advantages of adopting the proposed Local Law include:

- Establishing a clear and modern governance framework;
- Aligning local operational requirements with current legislation and practice;
- Providing certainty regarding appointments, responsibilities and authority;
- Introducing formal mechanisms for volunteer conduct and membership management; and
- Reducing ambiguity in brigade administration.

The disadvantages or considerations of adopting the proposed Local Law include:

- Costs associated with statutory advertising and gazettal;
- The requirement for parliamentary scrutiny prior to commencement.

Council may elect not to proceed with the proposed local law. This would leave the existing outdated by-law in place, which no longer reflects contemporary operational requirements.

Background:

At the Ordinary Meeting of Council held 18 December 2025, Council resolved to give notice of its intent to review a number of local laws.

The Officer's Report at that meeting identified that the existing By-law relating to the establishment, maintenance and equipment of Bush Fire Brigades was outdated and no longer reflected the operational requirements of modern volunteer bush fire brigades. The Department of Local Government, Industrial Relations and Safety have advised that local laws not reviewed in the last 12 years will be expunged in January 2027

Rather than review the existing by-law, staff determined that it is more appropriate to repeal the By-Law and replace it with a new Bush Fire Brigades Local Law.

Consultation:

In accordance with section 3.12 of the Local Government Act 1995, the proposed local law must be advertised for public comment.

Public consultation will occur through:

- Display on Shire public notice boards;
- Publication on the Shire website;
- Publication on the Shire's Facebook page; and
- Advertisement in either the Brookton Telegraph or the Narrogin Observer.

In addition, a copy of the proposed local law has been provided to:

- The Chief Bush Fire Control Officer;
- Deputy Chief Bush Fire Control Officers;
- Fire Control Officers; and
- The Shire's Community Emergency Services Officer.

The Shire has offered to meet with these stakeholders to review the proposed law and provide an opportunity for a coordinated submission to Council.

The public submission period will be for not less than six (6) weeks from the date of publication.

Following closure of submissions, the matter will return to Council for consideration of submissions and final adoption.

Statutory Environment:

This matter is governed by Part 3, Division 2, Subdivision 2 of the Local Government Act 1995, relating to the making of local laws.

Section 3.12 requires Council to:

- Resolve its intention to make the proposed local law;
- Publish statewide and local public notice;
- Provide a copy of the proposed local law to the Minister for Local Government; and
- Consider public submissions before final adoption.

A proposed local law must then be finally approved by the State Parliaments Joint Standing Committee on Delegate Legislation. Failure to obtain this approval will require the entire process to be repeated.

Relevant Plans and Policy:

There are no existing Shire plans or policies directly applicable to this matter.

The proposed local law aligns with Council's broader governance responsibilities and regulatory functions.

Financial Implications:

There are costs associated with:

- Advertising the proposed local law for public submissions;
- Preparation and publication of statutory notices; and
- Gazettal of the adopted local law.

Provision for these costs has been included within the 2025/26 Annual Budget and draft 2026/27 Annual Budget.

Risk Assessment:

The risk associated with not adopting a Parking Local Law is assessed as Medium.

Risk Identified:

The Shire will continue to operate under an outdated by-law that does not adequately support modern brigade governance, operational authority or volunteer membership management.

Consequence
Moderate

Likelihood
Possible

Risk Rating
Medium

Risk Reduction Measures:

Proceed with statutory consultation and adoption of the proposed local law.

Risk Rating Action:

MEDIUM – Comply with risk reduction measures to keep risk as low as reasonably practical.

Consequence Likelihood	Insignificant	Minor	Moderate	Major	Extreme
Almost Certain	Medium	High	High	Severe	Severe
Likely	Low	Medium	High	High	Severe
Possible	Low	Medium	Medium	High	High
Unlikely	Low	Low	Medium	Medium	High
Rare	Low	Low	Low	Low	Medium

Risk Rating	Action
LOW	Monitor for continuous improvement.
MEDIUM	Comply with risk reduction measures to keep risk as low as reasonably practical.
HIGH	Review risk reduction and take additional measures to ensure risk is as low as reasonably achievable.
SEVERE	Unacceptable. Risk reduction measures must be implemented before proceeding.

Community & Strategic Objectives:

This item relates to a proposed Bush Fire Brigade Local Law and has no direct strategic or community objective.

Comment:

The Officer's Recommendation is considered the superior option because it establishes a practical and contemporary legislative framework for bush fire brigade governance within the Shire of Brookton.

The proposed local law provides clarity for brigade leadership, reduces unnecessary administrative burden on volunteers, and introduces essential governance mechanisms not currently available under the existing by-law.

Commencing the statutory advertising process does not commit Council to final adoption but enables community and stakeholder consultation prior to final consideration.

OFFICER'S RECOMMENDATION

That Council, pursuant to the provisions of section 3.12(3) of the Local Government Act 1995 and Section 62 of the Bush Fires Act 1954:

1. Resolves its intent to adopt the Shire of Brookton Bush Fire Brigades Local Law:
 - a. The purpose of which is to provide for the establishment, organisation and maintenance, administration and funding of bush fire brigades.
 - b. The effect of which will be to align existing Local Laws with changes in the law and operational practice.
 - c. The justification of which is that it will provide rules to a bush fire brigade governing the operation of a bush fire brigade pursuant to the Bush Fires Act 1954 and the provisions of its subsidiary legislation.
2. Requests the CEO to advertise a local public notice;
3. Requests the CEO to send to the Ministers of Local Government and Emergency Services a copy of:
 - a. A copy of the public notice;
 - b. The proposed local law; and
4. Requests the CEO to provide a copy of the proposed local law, in accordance with the notice to any person requesting it.

(Simple majority vote required)

COUNCIL RESOLUTION

MOVED Cr Crouch

SECONDED Cr McCabe

That Council, pursuant to the provisions of section 3.12(3) of the Local Government Act 1995 and Section 62 of the Bush Fires Act 1954:

- 1. Resolves its intent to adopt the Shire of Brookton Bush Fire Brigades Local Law:**
 - a. The purpose of which is to provide for the establishment, organisation and maintenance, administration and funding of bush fire brigades.**
 - b. The effect of which will be to align existing Local Laws with changes in the law and operational practice.**
 - c. The justification of which is that it will provide rules to a bush fire brigade governing the operation of a bush fire brigade pursuant to the Bush Fires Act 1954 and the provisions of its subsidiary legislation.**
- 2. Requests the CEO to advertise a local public notice;**
- 3. Requests the CEO to send to the Ministers of Local Government and Emergency Services a copy of:**
 - a. A copy of the public notice;**
 - b. The proposed local law; and**
- 4. Requests the CEO to provide a copy of the proposed local law, in accordance with the notice to any person requesting it.**

CARRIED BY SIMPLE MAJORITY VOTE 6/0

**For: Cr Wallis, Cr McCabe, Cr Crouch, Cr Copping, Cr Harben, Cr Toop
Against: Nil.**

Attachment

Attachment 15.05.26.02A- Draft Bushfire Brigades Local Law

BUSH FIRES ACT 1954
LOCAL GOVERNMENT ACT 1995
SHIRE OF BROOKTON
BUSH FIRE BRIGADES LOCAL LAW
CONTENTS

PART 1 - PRELIMINARY

- 1.1 Citation
- 1.2 Commencement
- 1.3 Application
- 1.4 Definitions

PART 2 - ESTABLISHMENT OF BUSH FIRE BRIGADES

- 2.1 Establishment of a bush fire brigade
- 2.2 Name and area of bush fire brigade
- 2.3 Objects of bush fire brigades
- 2.4 Chain of command during normal brigade activities
- 2.5 Existing bush fire brigades
- 2.6 Dissolution of bush fire brigade
- 2.7 New arrangement after dissolution

PART 3 - ORGANISATION OF BUSH FIRE BRIGADES

- 3.1 Local government responsible for structure
- 3.2 Appointment of bush fire control officers
- 3.3 Appointment of bush fire brigade officers
- 3.4 Managerial role of CBFCO
- 3.5 Duties of Captain and bush fire brigade officers
- 3.6 Training of bush fire control officers

PART 4 - MEMBERSHIP

- 4.1 Types of membership of bush fire brigades
- 4.2 Membership applications
- 4.3 Membership – review, refusal, suspension or termination
- 4.4 Right to object to or review of decision
- 4.5 Existing liabilities to continue
- 4.6 Disagreements

PART 5 - GENERAL

- 5.1 Administration
- 5.2 Finances
- 5.3 Equipment
- 5.4 Consideration in the local government budget

**BUSH FIRES ACT 1954
LOCAL GOVERNMENT ACT 1995**

SHIRE OF BROOKTON

BUSH FIRE BRIGADES LOCAL LAW

Under the powers conferred by the Bush Fires Act 1954, the Local Government Act 1995 and under all other powers enabling it, the Council of the Shire of Brookton resolved on _____ to make the following local law.

PART 1 - PRELIMINARY

1.1 Citation

This local law may be cited as the Shire of Brookton Bush Fire Brigades Local Law 2026.

1.2 Commencement

This local law will come into operation 14 days after its publication in the Government Gazette.

1.3 Repeal

The *By-law relating to the establishment, maintenance and equipment of Bush Fire Brigades 1993* is repealed.

1.4 Application

This local law applies throughout the district.

1.5 Definitions

In this local law unless the context otherwise requires –

Act means the Bush Fires Act 1954;

bush fire brigade has the meaning given to it in section 7 of the Act;

bush fire brigade area has the meaning given to it in clause 2.2b;

bush fire brigade member means a volunteer fire fighter having current membership of a bush fire brigade;

bush fire brigade officer means a person holding a position referred to in clause 3.3(1);

bush fire control officer means a person appointed by the local government to exercise the powers of a bush fire control officer or bush fire officer in accordance with the Act and this local law;

Bush Fire Operating Procedures means the Bush Fire Operating Procedures as may be adopted by the local government and amended from time to time;

Captain means the person holding or acting in that position in a bush fire brigade;

CBFCO means the Chief Bush Fire Control Officer;

CEO means the Chief Executive Officer of the local government;

Council means the Council of the local government;

district means the district of the local government;

Lieutenant means the person holding that position in a bush fire brigade;

local government means the Shire of Brookton;

normal brigade activities has the meaning given to it in section 35A of the Act;

President means President of the Council;

Regulations means Regulations made under the Act; and

volunteer fire fighter has the meaning given to it in section 35A of the Act.

PART 2 - ESTABLISHMENT OF BUSH FIRE BRIGADES

2.1 Establishment of a bush fire brigade

- (1) The local government may establish a bush fire brigade for the purpose of carrying out normal brigade activities.
- (2) A bush fire brigade is established on the date of the local government's decision under subclause (1).

2.2 Name and area of bush fire brigade

On establishing a bush fire brigade under clause 2.1(1) the local government is to –

- a. give a name to the bush fire brigade; and
- b. specify the area in which the bush fire brigade is primarily responsible for carrying out the normal brigade activities.

2.3 Objects of bush fire brigades

The objects of the bush fire brigade are to carry out –

- a. the normal brigade activities; and
- b. the functions of the bush fire brigade which are specified in the Act, the Regulations and this local law.

2.4 Chain of command during normal brigade activities

- (1) Subject to the Act, the chain of command to apply during normal brigade activities is –
 - a. bush fire control officers in order of seniority;
 - b. bush fire brigade officers in order of seniority; and
 - c. all other volunteer fire fighters.
- (2) The person in command has full control over other persons fighting the fire and is to issue instructions as to the methods to be adopted by the fire fighters and may exercise all the powers and duties provided for by the Act.

2.5 Existing bush fire brigades

A bush fire brigade established prior to the day on which this local law comes into operation –

- a. is to be taken to be a bush fire brigade established under and in accordance with this local law;
- b. the provisions of this local law apply to the bush fire brigade save for clause 2.1; and
- c. any rules governing the operation of the bush fire brigade are repealed and substituted with the provisions of this local law.

2.6 Dissolution of bush fire brigade

In accordance with section 41(3) of the Act, the local government may cancel the registration of a bush fire brigade if it is of the opinion that the bush fire brigade is not complying with the Act, this local law, or is not achieving the objectives for which it was established.

2.7 New arrangement after dissolution

If a local government cancels the registration of a bush fire brigade, alternative fire control arrangements are to be made in respect of the brigade area.

PART 3 - ORGANISATION OF BUSH FIRE BRIGADES

3.1 Local government responsible for structure

The local government is to ensure that there is an appropriate structure through which the organisation of bush fire brigades is maintained.

3.2 Appointment of bush fire control officers

- (1) The local government may appoint bush fire control officers in their absolute discretion and apply conditions as considered appropriate.
- (2) Where only one person is appointed as a bush fire control officer, that person is the CBFCO for the purposes of this local law.
- (3) Where more than one person is appointed as a bush fire control officer, the local government shall determine seniority as CBFCO, Deputy CBFCO, and further seniority as is considered appropriate.
- (4) When considering the appointment of a person as a bush fire control officer, the local government is to have regard to the qualifications, training and experience which may be advisable to fill the position.

3.3 Appointment of bush fire brigade officers

- (1) The local government shall appoint the following bush fire brigade officers in their absolute discretion –
 - a. a bush fire control officer from the bush fire brigade area to be Captain;
 - b. where there are two or more bush fire control officer in a bush fire brigade area, a bush fire control officer from the bush fire brigade area as first lieutenant;

- c. where there is not more than one bush fire control officer in a bush fire brigade area, an appropriate person from the bush fire brigade area as first lieutenant; and
 - b. where there are three or more bush fire control officer in a bush fire brigade area, a bush fire control officer from the bush fire brigade area as second lieutenant;
 - d. where there is not more than two bush fire control officer in a bush fire brigade area, an appropriate person from the bush fire brigade area as second lieutenant.
- (2) When considering the appointment of persons to the positions in subclause (1), the local government and bush fire brigade are to have regard to the qualifications, training and experience which may be advisable to fill each position.
- (3) The local government may remove any appointed person from any position.

3.4 Managerial role of CBFCO

Subject to any directions by the local government, the CBFCO –

- a. has primary managerial responsibility for the organisation and maintenance of bush fire brigades;
- b. is to support Captains and bush fire brigade officers in their roles; and
- c. where a vacancy in the position of Captain appointed under clause 3.3(1)a., or in order of seniority, other appointed bush fire brigade officer willing to act in that position, the CBFCO is to act as Captain until an appointment is made by the local government to the position.

3.5 Duties of Captain and bush fire brigade officers

- (1) The duties of the Captain include –
- a. to provide leadership to bush fire brigades;
 - b. to monitor bush fire brigades' resourcing, equipment and training levels;
 - c. to liaise with the local government concerning –
 - (i) fire prevention or fire suppression matters generally;
 - (ii) directions to be issued by the local government to bush fire control officers (including those who issue permits to burn);
 - (iii) bush fire brigades; or
 - (iv) bush fire brigade officers;
 - d. to ensure that lists of bush fire brigade members are maintained in accordance with clause 4.3(1);
 - e. to report annually to the local government, in a manner and form determined by the CEO, the names the office bearers of the bush fire brigade;
 - e. to ensure fire reports are made;

- f. to report to the local government not later than 30 April each year, for consideration and appropriate provision being made in the next local government budget, the status of a bush fire brigade's –
 - (i) training and readiness;
 - (ii) protective clothing;
 - (iii) equipment; and
 - (iv) vehicles and appliances;
 - g. to consider the nomination of persons to the local government for appointment as bush fire control officers by the local government;
 - h. to arrange for normal brigade activities as authorised by the Act or by the local government;
 - i. where a vacancy occurs in a position appointed under clause 3.3(1)b. or c., to –
 - (i) advise the CEO of the vacancy as soon as practicable ; and,
 - (ii) make alternate suitable arrangements for that position until an appointment is made by the local government; and
 - j. to make recommendations to the local government for endorsement prior to implementation.
- (2) The duties of other bush fire brigade officers are to support the CBFCO and Captain in their roles.

3.6 Training of bush fire control officers

- (1) The local government is to supply each bush fire control officer and Captain with information and training materials which may be relevant to the performance of the bush fire brigade officers' functions, and any amendments made from time to time.
- (2) Bush fire control officers are required to complete appropriate training as determined by the CEO, and which may include recognised prior learning, within 12 months of appointment, unless a course has been completed within the 9 years prior to appointment as a bush fire control officer.
- (3) Bush fire control officers are required to complete appropriate training as determined by the CEO, and which may include recognition of prior learning, at least once every 10 years.

PART 4 - MEMBERSHIP

4.1 Types of membership of bush fire brigades

- (1) The membership of a bush fire brigade consists of:
 - a. fire fighting members;
 - b. associate members; and
 - d. honorary life members.
- (2) Registration as a volunteer fire fighter does not commit the person to participating in all normal brigade activities.

4.2 Membership applications

The decision on admission of a bush fire brigade member for any class of membership, with or without conditions or restrictions, may be made by –

- a. either the Captain or CBFCO; jointly with
- b. either the CEO or President.

4.3 Membership – review, refusal, suspension or termination

- (1) At least once each year, the Captain is to review the membership and report to the CEO and CBFCO the name and contact details of each bush fire brigade member.
- (2) If circumstances warrant, membership of the bush fire brigade may be refused or suspended or terminated at any time for a period considered appropriate in the opinion of –
 - a. either the Captain or CBFCO; jointly with
 - b. either the CEO or President.
- (3) Membership of the bush fire brigade terminates if the member –
 - a. dies;
 - b. gives written notice of resignation to the Captain or CEO;
 - c. is permanently incapacitated by mental or physical ill-health; or
 - d. is no longer a resident or a landowner or occupier in the district, or for other sufficient reason.
- (4) A decision to terminate membership under subclause (3)c. or (3)d. is to be made by –
 - a. either the Captain or CBFCO; jointly with
 - b. either the CEO or President.
- (5) Where a decision under subclause (2), (3)c. or (3)d. is unable to be agreed, the matter is to be referred to the local government.
- (6) The decision of the local government shall be final.
- (7) Members are eligible to reapply where membership has ceased for any reason.

4.4 Right to object to or review of decision

- (1) If an application for membership is refused under clause 4.2, the CEO is to notify the applicant in writing as soon as practicable after the decision is made, of –
 - a. the reasons for the refusal; and
 - b. the right to object to the local government within 14 days of the date of notice.

- (2) If it is proposed that a bush fire brigade member is to be suspended or terminated under clause 4.3(2) or terminated under clause 4.3(3)c. or 4.3(3)d., the CEO is to notify the bush fire brigade member in writing as soon as practicable after the decision is made, of –
 - a. the reasons for the intention to suspend or terminate the bush fire brigade member;
 - b. the opportunity to respond and answer any matters which might give grounds for suspension or termination –
 - (i) in person or in writing to the CEO; or
 - (ii) to meet with a minimum of any three of the Captain, CBFCO, CEO; or President; and
 - c. the right to object to the local government within 14 days of the date of notice, or such other time as may be agreed.
- (3) The decisions of any meeting in accordance with subclause (2)b.(ii) of a bush fire brigade member with a minimum of any three of the Captain, CBFCO, CEO; or President –
 - a. are to be made by simple majority; and
 - b. may revoke, vary or confirm the original decision to suspend or terminate the bush fire brigade member.
- (4) The bush fire brigade member is to be notified in writing as soon as practical after a decision under subclause (3) is made, of –
 - a. the decision and the reasons for the decision; and
 - b. the right to object to the local government within 14 days of the date of notice.
- (5) The local government may dispose of an objection by –
 - a. dismissing the objection;
 - b. varying the decision objected to; or
 - c. revoking the decision objected to, with or without –
 - (i) substituting for it another decision; or
 - (ii) referring the matter, with or without directions, for another decision by a minimum of any three of the Captain, CBFCO, CEO; or President.
- (6) If a person makes an objection under subclause (4)b. the local government shall give written advice of any decision made under subclause (5) to the person.

4.5 Existing liabilities to continue

The resignation, suspension or termination of a member under clause 4.3 does not affect any liability of the bush fire brigade member arising prior to the date of resignation, suspension or termination of membership.

4.6 Disagreements

- (1) Any disagreement between bush fire brigade members regarding normal brigade activities may be referred to the Captain.
- (2) Where a disagreement in subclause (1) is considered by the Captain to be of importance to the interests of the bush fire brigade, then the Captain may refer the disagreement to the CBFCO or to the local government.
- (3) Where a disagreement is referred to the CBFCO, the CBFCO may –
 - a. determine the disagreement; or
 - b. refer the matter to the local government.
- (4) The local government is the final authority on matters affecting the bush fire brigade, and may resolve any disagreement referred to it.

PART 5 - GENERAL

5.1 Administration

All administrative matters of a bush fire brigade are to be managed by the local government, other than bush fire brigade specific internal arrangements.

5.2 Finances

All financial matters of a bush fire brigade are to be managed by the local government, other than bush fire brigade specific internal arrangements.

5.3 Equipment

All equipment purchased by the local government is the property of, and shall be insured by, the local government.

5.4 Consideration in the local government budget

In addition to funding made available through emergency services grants, the local government may provide further funding depending upon the assessment of budget priorities for the year in question.

Dated

The Common Seal of the Shire of Brookton was affixed by authority of a resolution of Council in the presence of –

President
Chief Executive Officer.

15.05.26.03 FREEDOM OF INFORMATION STATEMENT – REVIEW 2026

File No:	COR001
Date of Meeting:	21 May 2026
Location/Address:	N/A
Name of Applicant:	N/A
Name of Owner:	N/A
Author/s:	Ms Sandie Spencer – Executive Governance Officer
Authorising Officer:	Gary Sherry – Chief Executive Officer
Declaration of Interest:	The author and authorising officer do not have an interest in this item
Voting Requirements:	Simple Majority
Previous Report:	15 May 2025

Summary of Report:

Council is to consider a reviewed Freedom of Information (FOI) Statement.

Description of Proposal:

An updated draft FOI Statement is included at Attachment 15.05.26.03A. This draft updated FOI statement has amendments made to reflect changes in Council's operations since May 2025.

It is expected that this review will be an annual occurrence.

Background:

The Shire of Brookton last reviewed their FOI Statement required by the Freedom of Information Act 1992 in May 2025.

Local Governments are required to have an information statement made available for inspection or purchase by members of the public. Some agencies have elected to publish their information statement electronically on their website. Others have elected to have both a hard copy and a copy available on their website. Another option is to have a hard copy version incorporated in the agency's annual report.

Whichever manner the agency chooses to publish its information statement in, it is required to provide a copy to the Information Commissioner.

Information statements are an important part of FOI legislation. They assist members of the public to exercise their rights under the FOI Act, by describing the information and records available, together with a summary of the responsibilities and functions carried out by each agency.

The provisions in the FOI Act concerning information statements require that subsequent republishing of the information statement occurs at intervals of not more than 12 months.

Consultation: Nil at this time.

Statutory Environment:

Freedom of Information Act 1992.

Relevant Plans and Policy: Nil

Financial Implications: Nil

Risk Assessment:

Under the Shire of Brookton's Risk Framework, the consequence rating of the compliance risk failure to have published a Freedom of Information Statement assessed as Minor. The likelihood of these consequences is assessed as Unlikely.

Consequence Likelihood	Insignificant	Minor	Moderate	Major	Extreme
Almost Certain	Medium	High	High	Severe	Severe
Likely	Low	Medium	High	High	Severe
Possible	Low	Medium	Medium	High	High
Unlikely	Low	Low	Medium	Medium	High
Rare	Low	Low	Low	Low	Medium

Risk Rating	Action
LOW	Monitor for continuous improvement.
MEDIUM	Comply with risk reduction measures to keep risk as low as reasonably practical.
HIGH	Review risk reduction and take additional measures to ensure risk is as low as reasonably achievable.
SEVERE	Unacceptable. Risk reduction measures must be implemented before proceeding.

Community & Strategic Objectives:

Shire of Brookton – Corporate Business Plan

16.6 Governance and compliance improvement program.

Comment: Nil

OFFICER'S RECOMMENDATION

That Council adopts the Freedom of Information Statement included at Attachment 15.05.26.03A.

(Simple majority vote required)

OCM 05.26-10

COUNCIL RESOLUTION

MOVED Cr McCabe SECONDED Cr Copping

That Council adopts the Freedom of Information Statement included at Attachment 15.05.26.03A.

CARRIED BY SIMPLE MAJORITY VOTE 6/0

***For: Cr Wallis, Cr McCabe, Cr Crouch, Cr Copping, Cr Harben, Cr Toop
Against: Nil.***

Attachment

Attachment 15.05.26.03A – Draft Freedom of Information Statement 2026.



FREEDOM OF INFORMATION STATEMENT 2026

This Information Statement is published by the Council in accordance with the requirements of Section 96 of the Freedom of Information Act 1992 (Western Australia).

The Council is pleased to comply with the legislation and welcomes enquiries.

An updated Information Statement will be published at least every 12 months.

Date of Adoption:

Table of Contents

1. MISSION STATEMENT.....	3
2. DETAILS OF LEGISLATION ADMINISTERED	3
3. COUNCIL STRUCTURE	3
4. DETAIL OF DECISION MAKING PROCESS.....	3
4.1 Minutes.....	4
5. SHIRE OF BROOKTON SHIRE COUNCILLORS	4
6. DELEGATIONS.....	5
7. SERVICES FOR THE COMMUNITY	6
8. PUBLIC PARTICIPATION.....	6
8.1 Council Meetings.....	6
8.2 Community Consultation	7
9. ACCESS TO DOCUMENTS.....	7
9.1 Documents Available for Inspection.....	7
10. OTHER INFORMATION REQUESTS	7
10.1 FOI Operations:	7
10.2 Freedom of Information Applications:.....	7
10.3 Freedom of Information Charges.....	8
11. ACCESS ARRANGEMENTS.....	8
12. NOTICE OF DECISION.....	9
13. REFUSAL OF ACCESS	9
14. ATTACHMENTS	9
Attachment 1 - Application for Access to Documents.....	10
Figure 1 – Shire of Brookton Organisational Structure at March 2026.....	12

1. MISSION STATEMENT

The Shire of Brookton operates in a relatively stable environment in which the expectations and requirements of the community and government, as well as environmental and economic factors impact on its activities and overall performance.

Council is committed to improve the quality of life of the residents of the Shire of Brookton through services based on the principles of quality, equity, value and responsiveness and to ensure operations of the Shire are conducted in a cost efficient and effective manner as not to unfairly impose upon its ratepayers and residents.

The objectives of Council are to ensure that the Shire of Brookton is a progressive, diverse and caring community, with access to modern services and infrastructure, in a unique part of the world.

By these means, the community confidence in the Shire as an efficient provider of services and an effective manager of its resources will be gained.

2. DETAILS OF LEGISLATION ADMINISTERED

Including, yet not limited to:

- Local Government Act 1995;
- Freedom of Information Act 1992;
- Dog Act 1976;
- Planning and Development Act 2005; and
- all other legislation relevant to Local Government functions

3. COUNCIL STRUCTURE

The Shire of Brookton consists of seven (7) Councillors including the Shire President.

Local Government Elections are held in October of every second year. Councillors are elected for a four year term with three members retiring at each election. Extraordinary elections are held to fill any vacancies which may have occurred during the year.

The President of the Council is elected by the Councillors at the first meeting following each ordinary election.

Council is the decision making body of all policy matters. The Chief Executive Officer reports to Council and the present Shire organisational structure is shown in Figure 1 (attached).

4. DETAIL OF DECISION MAKING PROCESS

Ordinary meetings of full Council are generally held on the third Thursday of each month with exception that no meeting is held in January.

Council Meetings normally commence at 6:00pm and the date and time of the meeting are advertised locally. Members of the public are welcome to attend, and Public Question Time is an early item of business.

The main business of the meeting is to consider and make decisions.

Correspondence and applications on any matters to be considered by Council should be received at the Council office at least two weeks prior to the week of the Council meeting if they are to be guaranteed of being dealt with at this meeting.

4.1 Minutes

Minutes of Full Council are placed on display in Council's Library and on the Shire of Brookton website within 14 days after Ordinary Council Meeting.

5 SHIRE OF BROOKTON SHIRE COUNCILLORS

Councillor Rod Wallis	Shire President	Term expires October 2027
Councillor Lachlan McCabe	Deputy Shire President	Term expires October 2027
Councillor Beryl Copping		Term expires October 2027
Councillor Gary Crouch		Term expires October 2029
Councillor Peta Harben		Term expires October 2029
Councillor Kerry Toop		Term expires October 2029
Vacant		Term expires October 2027

Council has appointed the following as members of Committees of Council and as delegates of Council to the respective committee or organisation as included in the following table:

Committee/Service	Councillor	Other/External
<i>Internal Committees of Councillors</i>		
Audit & Risk Committee	Cr Wallis Cr McCabe Cr Copping Cr Crouch Cr Harben Cr Toop	1. Michael Cole
Employment Committee	Cr Wallis Cr McCabe Cr Copping Cr Crouch Cr Harben Cr Toop	
Bushfire Advisory Committee	Cr McCabe Cr Crouch Cr Toop	1. T Eva 2. T Evans 3. B Bassett 4. B Walters 5. B Montague 6. W Wilkinson 7. S Atkins 8. Fire Control Officers
Local Emergency Management Committee	Cr Wallis Cr McCabe Cr Crouch	1. WAPOL 2. Dept. Communities 3. Brookton CBFCO 4. Brookton District High School 5. St Johns Ambulance 6. Dept. Fire & Emergency Services 7. Baptist Care 8. DPIRD 9. RoadWise WALGA 10. Silverchain 11. Brookton VRFS Captain

Committee/Service	Councillor	Other Representation
<i>Council Advisory Groups</i>		
Community Enterprise Advisory Reference Group	Cr Harben Cr Crouch	6x Community Reps 1. M Nelson 2. D Keatley 3. R Pech-Eva
Business and Economic Advisory Reference Group	Cr Wallis Cr Crouch Cr Toop Cr McCabe	Businesses to nominate their own representation: 1. Delta Agribusiness 2. BALCO 3. Baptist Care 4. Bendigo Bank 5. BBRAG 6. CBH 7. Seabrook Aboriginal Corp
Brookton Recreation Advisory Group	Cr Copping Cr Harben	1. Playgroup 2. Auskick Centre 3. Brookton Cricket Club 4. Seabrook Cricket Club 5. Brookton Ladies Netball Club 6. Brookton Tennis Club 7. Brookton-Pingelly Football Club 8. Brookton Women's Hockey Club 9. Gym user representation 10. Community representation
<i>External Committees of Councillors</i>		
WALGA Central Country Zone	Cr Wallis Cr McCabe	CEO Cr Crouch
WALGA AGM (Voting)	Cr Wallis	CEO Cr McCabe
Main Roads WA Wheatbelt South Regional Road Group & Hotham-Dale Subgroup	Cr McCabe	Cr Copping
Brookton District School Board	Cr Copping	N/A
Regional Joint Development Assessment Panel	Cr Wallis Cr Toop	Cr McCabe Cr Crouch
RoadWise Council	Cr McCabe Cr Crouch	MIW

6. DELEGATIONS

The Chief Executive Officer has the delegated authority from Council to make decisions on a number of specified administrative and policy matters. These delegations are listed in Council's Delegation Register and are reviewed by Council annually. The Chief Executive Officer has the power under the Local Government Act 1995 to sub-delegate these Authorities.

In keeping with the legislative requirements:

- to determine policies to be applied by the Council in exercising its discretionary powers;
- to determine the type, range and scope of projects to be undertaken by the Council; and
- to develop comprehensive management plans, budgets, financial controls and performance

objectives and indicators for the operations of the Council

The Council makes decisions which direct and/or determine its activities and functions. Such decisions include the approval of works and services to be undertaken, and the allocation of resources to works and services.

Decisions are also made to determine whether or not approvals are to be granted for applications from residents for various forms of development.

7. SERVICES FOR THE COMMUNITY

Full Council makes decisions on policy issues relating to services that are provided for members of the public.

These services currently include, but one not limited to:

Roads/Footpaths/Kerbing	Traffic Control Devices	Stormwater Drainage
Hire of Facilities & Equipment	Aquatic Centre	Street Lighting
Parks and Reserves	Community Information	Town Planning
Street Tree Planting	Council Property	Occupational Health and
Community Resource Centre	Management	Safety
Public Toilets	Waste & Recycling	Public Library
Aged Accommodation	Strategic Planning	Noxious Weed Controls
Dog /Cat Control	Cemetery	Gymnasium
Environmental Health	Housing	Citizenship Ceremonies
Matters		
	Statutory Building Control	

8. PUBLIC PARTICIPATION

8.1 Council Meetings

Members of the public have a number of opportunities to put forward their views on particular issues before Council.

These are:

1. Deputations - With the permission of the Presiding Officer or President, a member of the public can address a Committee or Council personally or on behalf of a group of residents for a period of time determined by the Committee and/or Council on any issue relevant to Council;
2. Presentation to Council with prior notification, approval and arrangement with Council, a member of the public can address Council on any issue relevant to Council;
3. Petitions - Written petitions can be addressed to the Council on any issue within the Council's jurisdiction;
4. Written Requests - A member of the public can write to the Council on any Council policy, activity or service; and
5. Elected Members - Member of the Public can contact their Elected Members of Council, to discuss any issue relevant to Council.

Council allocates at least 15 minutes at each Council Meeting for electors and members of the public to ask questions of Council without the need for prior notice or reservation. The time allocated to public questions is scheduled soon after the start of each Council Meeting.

8.2 Community Consultation

The Council consults with local residents on particular issues that affect their neighbourhood as per the following examples:

1. Electors are invited to attend the annual general meeting of electors to discuss any specific issues over a large range of topics. All residents may attend, but only electors on the Council Electoral roll, are eligible to vote
2. Working Party/Sub-Committee - Local residents are invited to work with Members of Council and staff, to develop strategies to address various matters as they may arise.

9. ACCESS TO DOCUMENTS

9.1 Documents Available for Inspection

The following documents are available for public inspection at the Council Office or on the Shire of Brookton website free of charge.

Members of the public may purchase printed copies of these documents and the charges are shown below:

Document	Fee
Council Agenda	at the set photocopying rate
Council Minutes	at the set photocopying rate
Policy Manual	at the set photocopying rate
Council Budget	at the set photocopying rate
Council Annual Financial Statements	at the set photocopying rate
Council Local Laws	at the set photocopying rate
Community Strategic Plan	at the set photocopying rate
Corporate Business Plan	at the set photocopying rate
Long Term Financial Plan	at the set photocopying rate
Asset Management Plans	at the set photocopying rate
Rate Book	\$100.00
Delegation Register	at the set photocopying rate
Building Plans	at the set photocopying rate
Local Planning Scheme No. 4	at the set photocopying rate

10. OTHER INFORMATION REQUESTS

10.1 FOI Operations:

It is the aim of the agency to make information available promptly and at the least possible cost, and whenever possible documents will be provided outside the FOI process.

If information is not routinely available, *the Freedom of Information Act 1992* provides the right to apply for documents held by the agency and to enable the public to ensure that personal information in the document is accurate, complete, up to date and not misleading.

10.2 Freedom of Information Applications:

Access applications have to:

- be in writing,
- give enough information so that the documentation requested can be identified;

- give an Australian address to which notices can be sent; and
- be lodged at the agency with any application fee payable.

Applications and enquiries should be addressed to the Freedom of Information Coordinator:-

Postal Address:

Shire of Brookton
PO Box 42
BROOKTON WA 6306

In Person:

Shire of Brookton Administration Building
14 White Street
BROOKTON WA 6306

An application will be acknowledged in writing and the applicant will be notified of the decision within 45 (calendar) days.

10.3 Freedom of Information Charges

A scale of fees and charges are set under the Freedom of Information Regulations 1993. Apart from the application fee for non – personal information all charges are discretionary. The charges are as follows:-

1.	<u>Type of Fee</u>	
	Personal information about the applicant	No Fee
	Application fee (for non-personal information)	\$30
2.	<u>Type of Charge</u>	
	Charge for time dealing with application (per hour, or pro rata)time supervised by staff (per hour, or pro rata)	\$30
	Photocopying staff time (per hour, or pro rata)	\$30
	Per photocopy (Black & White)	0.20
	Transcribing from tape, film or computer (per hour, or pro rata)	\$30
	Duplicating a tape, film or computer information	Actual Cost
	Delivery, packaging and postage	Actual Cost
3.	<u>Deposits</u>	
	Advance deposit may be required of the estimated charges	25%
	Further advance deposit may be required to meet the charges for dealing with the application.	75%

For financially disadvantaged applicants or those issued with prescribed pensioner concession cards, the Charge is reduced by 25%.

11. ACCESS ARRANGEMENTS

Access to documents can be granted by way of inspection of a document, a copy of a computer disk or USB drive.

12. NOTICE OF DECISION

As soon as possible, but in any case within 45 days, the applicant will be provided with a notice of decision which will include details such as –

- the date the decision was made;
- the name and designation of the officer who made the decision;
- if the document is an exempt document the reasons for classifying the matter exempt or the fact that access is given to an edited document;
- information on the right to review and the procedures to be followed to exercise those rights.

13. REFUSAL OF ACCESS

Applicants who are dissatisfied with a decision of the agency are entitled to ask for an internal review by the agency. Applications should be made in writing within 30 days of receiving the notice of decision.

Applicants will be notified of the outcome of the review within 15 days.

If the applicant disagrees with the result the applicant can apply to the Information Commissioner for an external review, and details would be advised to applicants when the internal review is issued.

14. ATTACHMENTS

Attachment 1 - Application for Access to Documents

Figure 1 – Shire of Brookton Organisational Structure at March 2026

APPLICATION FOR ACCESS TO DOCUMENTS
(Under Freedom of Information Act 1992, S.12)

DETAILS OF APPLICANTS

Surname:

Given Name(s):

Australian Postal Address:

Email:..... Telephone Number:.....

If application is on behalf of an organisation:

Name of Organisation/Business:

TYPE OF REQUEST (PLEASE TICK APPROPRIATE BOX)

Personal information relating to the application

Non Personal Documents

DOCUMENT DETAILS:

I am applying for access to document(s) concerning (please be as specific as possible)

.....
.....
.....
.....
.....

FORM OF ACCESS (please tick appropriate box)

I wish to inspect the document(s)

Yes No

I require a copy of the document(s)

Yes No

I require access in another form

Yes No

Specify:

.....

Attached is a cheque/cash to the amount of \$_____ to cover the application fee. I understand that before I obtain access to documents, I may be required to pay processing charges in respect of this application and that I will be supplied with a statement of charges if appropriate.

In certain cases, a reduction in fees and charges may apply – See Freedom of Information Procedures and Access Arrangements Form. If you consider you are entitled to a reduction submit a request with copies of documents, which support your application for a fee reduction.

For more information, please visit the Office of the Information Commission website.

I am requesting a reduction in fees and charges Yes No

Note:

Your completed application form can be lodged;

By Post

FOI, Shire of Brookton
PO Box 42
Brookton WA 6306

In person

Shire of Brookton
14 White Street
Brookton, 6306

By email

mail@brookton.wa.gov.au

Application Forms can be obtained via the Shire Website, www.brookton.wa.gov.au or from the Shire Administration Office.

APPLICANTS SIGNATURE: DATE: ____/____/____

(Office Use Only)

FOI Reference Number:

Received on: Deadline for response:

Acknowledgement sent on:

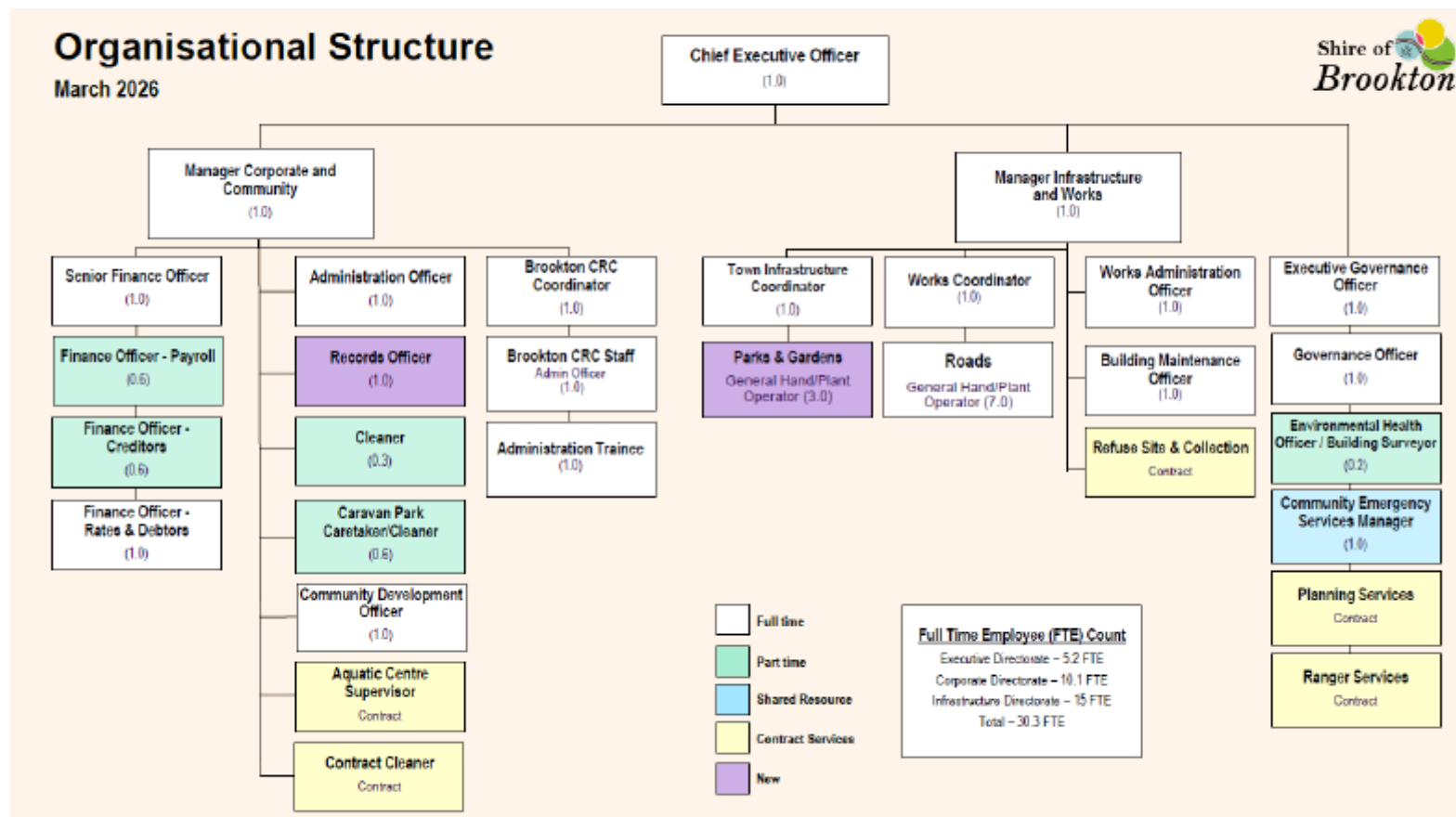
Proof of Identity (if applicable):

Type: Sighted:

Figure 1 – Shire of Brookton Organisational Structure at March 2026

Organisational Structure

The Shire manages its responsibilities and services through the organisational structure illustrated below:



15.05.26.04 RFQ 16/2025 MAJOR REVIEW OF THE STRATEGIC COMMUNITY PLAN AND CORPORATE BUSINESS PLAN

File No:	GOV025A
Date of Meeting:	20 July 2026
Location/Address:	23 Whittington Street, Brookton
Name of Applicant:	Shire of Brookton
Name of Owner:	Shire of Brookton
Author/s:	Gary Sherry – Chief Executive Officer
Authorising Officer:	Gary Sherry – Chief Executive Officer
Declaration of Interest:	The author and authorising officer do not have an interest in this item
Voting Requirements:	Simple Majority
Previous Report:	N/A

Summary of Report:

Council is to consider submissions received for consultancy services to undertake a major review of the Shire of Brookton's Strategic Community Plan and Corporate Business Plan and to select a preferred consultant to deliver a revised integrated Council Plan.

Description of Proposal:

The purpose of updating the Shire's Strategic Community Plan (SCP) and Corporate Business Plan (CBP) is to capture the community's vision and desired direction for the Shire of Brookton into the future and ensure the Shire's integrated planning framework remains contemporary, compliant, and practical.

The Shire is seeking to engage a suitably qualified and experienced consultant to undertake a comprehensive review and redevelopment of these strategic planning documents, resulting in a single integrated Council Plan.

The project scope is required to comply with all requirements of the Department of Local Government, Sport and Cultural Industries (DLGSC) Integrated Planning and Reporting Framework.

The key objectives of the project are to:

- Undertake a major review of the Shire's existing Strategic Community Plan and Corporate Business Plan.
- Develop a single, integrated Council Plan in accordance with DLGSC Council Plan Guidelines.
- Clearly articulate the relationships between community vision, outcomes, strategic priorities, services, and resourcing.
- Ensure alignment between strategic direction, operational delivery, financial planning, workforce planning, and asset management.
- Refresh community and stakeholder engagement to ensure the Plan reflects contemporary priorities, challenges and opportunities.
- Produce a practical and accessible Council Plan for use by Elected Members, staff, community, and stakeholders.

The successful consultant will provide end-to-end project delivery including:

Project Inception and Governance

- Project planning and methodology
- Risk identification and mitigation

- Collaboration with Council and administration

Community and Stakeholder Engagement

- Engagement with Elected Members
- Staff consultation
- Community engagement activities
- Stakeholder consultation

Development of the Council Plan

- Strategic workshops
- Drafting of integrated Council Plan
- Development of measurable performance indicators

Financial, Asset and Workforce Integration

- Alignment with Strategic Resource Planning
- Asset renewal priorities
- Workforce capability planning

Drafting, Review and Adoption Support

- Draft plan preparation
- Incorporation of feedback
- Final adoption support

Capacity Building and Handover

- Implementation guidance
- Handover workshop

Request for Quotation documentation was issued to four providers. Two submissions were received by the closing date of 9 April 2026.

Submissions Assessment

1. Moore Australia

Moore Australia is a well-established multidisciplinary professional services provider with extensive local government experience in Western Australia. Their consultants are highly experienced and have completed similar projects for the Shires of Leonora, Gnowangerup and Cranbrook.

Indicative Fee: \$26,000 (GST Exclusive)

Advantages:

- Extensive local government strategic and financial planning expertise
- Strong established systems and methodologies
- Significant relevant project history

Disadvantages:

- Higher cost than competing submission

2. 150 Square

150 Square is a Wheatbelt-based boutique consultancy specialising in economic and community development. The consultancy has increasingly delivered strategic planning services for local governments including the City of Albany and the Shires of Dowerin, Corrigin and Carnamah.

Indicative Fee: \$7,713 (GST Exclusive)

Advantages:

- Strong contemporary strategic planning experience
- Regional and Wheatbelt-based understanding

- Competitive pricing
- Demonstrated recent delivery of similar strategic planning projects

Disadvantages:

- Smaller consultancy with fewer internal support resources than larger firms

Assessment Outcome

Both submissions are considered capable of delivering the required scope.

150 Square provides the strongest value proposition, demonstrating relevant experience and regional understanding at significantly lower cost, representing a prudent use of Council's allocated budget while still delivering the required professional capability.

It is anticipated that a draft Council Plan will be presented to Council in October 2026.

Background:

The Shire of Brookton is required to periodically review its integrated planning framework to ensure strategic alignment with legislative requirements and community expectations.

The current Strategic Community Plan 2022–2032 identifies five growth pillars:

- Pillar 1: Business and Agricultural Hub
- Pillar 2: Stop-over Destination
- Pillar 3: Community Spirit
- Pillar 4: Celebrated Life
- Pillar 5: Celebrated Place

The Corporate Business Plan also includes:

- Pillar 6: High Performing Council

While these pillars have provided an effective framework, Council has identified the need for a major review to ensure future strategic direction reflects emerging priorities, contemporary community expectations, and current best-practice planning requirements.

Quotation submissions are included at Attachment 15.05.26.04A.

Consultation:

Consultation to date has included:

- Development and issue of Request for Quotation documentation to four suitably qualified providers
- Assessment of submissions received

The successful consultant will undertake extensive consultation as part of the project, including engagement with:

- Council
- Staff
- Community members
- Community groups
- Business stakeholders
- Government agencies and service providers

Statutory Environment:

Relevant legislation and guidance includes:

- Local Government Act 1995 (WA)
- Local Government (Administration) Regulations 1996
- Department of Local Government, Sport and Cultural Industries Integrated Planning and Reporting Framework
- DLGSC Council Plan Guidelines

These instruments require local governments to maintain current strategic planning documents that guide service delivery and resource allocation.

Relevant Plans and Policy:

- Shire of Brookton Strategic Community Plan 2022–2032
- Shire of Brookton Corporate Business Plan 2022–2026
- Shire of Brookton Strategic Resource Plan
- Shire of Brookton Workforce Plan
- Shire of Brookton Purchasing Policy

Financial Implications:

Council has allocated \$38,000 in the 2025/26 budget to complete the review of the Strategic Community Plan and Corporate Business Plan.

Submission costs received are:

- Moore Australia: \$26,000 (ex GST)
- 150 Square: \$7,713 (ex GST)

Appointment of 150 Square would result in expenditure substantially below budget allocation, providing capacity for additional engagement activities or related implementation support if required.

Risk Assessment:

Risk	Consequence	Likelihood	Rating
Failure to complete review within statutory expectations	Moderate	Possible	Medium
Appointment of unsuitable consultant	Major	Unlikely	Medium
Insufficient community engagement	Moderate	Possible	Medium
Delay in adoption of revised Council Plan	Moderate	Possible	Medium

Risk Mitigation Measures

- Selection of an experienced consultant
- Clear project milestones and deliverables
- Defined governance and reporting framework
- Scheduled Council oversight throughout project delivery

Overall assessed project risk: Medium

Consequence Likelihood	Insignificant	Minor	Moderate	Major	Extreme
Almost Certain	Medium	High	High	Severe	Severe
Likely	Low	Medium	High	High	Severe
Possible	Low	Medium	Medium	High	High
Unlikely	Low	Low	Medium	Medium	High
Rare	Low	Low	Low	Low	Medium

Risk Rating	Action
LOW	Monitor for continuous improvement.
MEDIUM	Comply with risk reduction measures to keep risk as low as reasonably practical.
HIGH	Review risk reduction and take additional measures to ensure risk is as low as reasonably achievable.
SEVERE	Unacceptable. Risk reduction measures must be implemented before proceeding.

Community & Strategic Objectives:

This project supports delivery of the Shire of Brookton Strategic Community Plan 2022–2032 by ensuring Council’s strategic planning framework remains contemporary and aligned with community aspirations.

It particularly supports:

- Effective governance and leadership
- Community engagement and participation
- Sustainable financial and organisational planning
- Long-term strategic service delivery

It also aligns with Pillar 6 – High Performing Council under the Corporate Business Plan.

Comment

The Officer’s Recommendation is considered the superior option as 150 Square has demonstrated recent relevant experience in strategic planning for comparable regional local governments and offers significant value for money.

Their regional focus and understanding of Wheatbelt community dynamics is considered advantageous for facilitating meaningful engagement and delivering a practical and locally responsive Council Plan.

The substantially lower fee enables Council to achieve the required strategic review while maintaining strong financial stewardship.

OFFICER'S RECOMMENDATION

That Council:

1. Accept the submission of 150 Square, included at Attachment 15.05.26.04A, to undertake the major review and redevelopment of the Shire of Brookton Strategic Community Plan and Corporate Business Plan; and
2. Authorise the Chief Executive Officer to finalise and execute the necessary consultancy agreement for project delivery.

(Simple majority vote required)

OCM 05.26-11

COUNCIL RESOLUTION

MOVED Cr Crouch

SECONDED Cr Copping

That Council:

1. ***Accept the submission of 150 Square, included at Attachment 15.05.26.04A, to undertake the major review and redevelopment of the Shire of Brookton Strategic Community Plan and Corporate Business Plan; and***
2. ***Authorise the Chief Executive Officer to finalise and execute the necessary consultancy agreement for project delivery.***

CARRIED BY SIMPLE MAJORITY VOTE 6/0

***For: Cr Wallis, Cr McCabe, Cr Crouch, Cr Copping, Cr Harben, Cr Toop
Against: Nil.***

Attachments

Confidential Attachment 15.05.26.04A – 150 Square Request for Quote

Confidential Attachment 15.05.26.04B – Moore Request for Quote

16.05.26 ELECTED MEMBERS MOTIONS OF WHICH PREVIOUS NOTICE HAS BEEN GIVEN

Nil.

17.05.26 NEW BUSINESS OF AN URGENT NATURE INTRODUCED BY DECISION OF MEETING

Nil.

18.05.26 CONFIDENTIAL REPORTS**OFFICER'S RECOMMENDATION**

That Council considers the confidential report(s) listed below behind closed doors in accordance with Section 5.23(2) of the Local Government Act 1995:

1. 18.05.26.01 Renewal of Chief Executive Officer Employment Contract
This matter is considered to be confidential under Section 5.23(2)(b) of the Local Government Act, in that it relates to the recruitment or employment of the CEO or a senior employee.
2. 18.05.26.02 Appointment of Manager Corporate And Community – Employment Contract
This matter is considered confidential under Section 5.23(2)(b) of the Local Government Act, in that it relates to the recruitment or employment of the CEO or a senior employee.

OCM 05.26-12**COUNCIL RESOLUTION**

MOVED Cr McCabe SECONDED Cr Toop

That Council considers the confidential report(s) listed below behind closed doors in accordance with Section 5.23(2) of the Local Government Act 1995:

1. ***18.05.26.01 Renewal of Chief Executive Officer Employment Contract
This matter is considered to be confidential under Section 5.23(2)(b) of the Local Government Act, in that it relates to the recruitment or employment of the CEO or a senior employee.***
2. ***18.05.26.02 Appointment of Manager Corporate And Community – Employment Contract
This matter is considered confidential under Section 5.23(2)(b) of the Local Government Act, in that it relates to the recruitment or employment of the CEO or a senior employee.***

The meeting closed to the public at 6:54pm.

Mr Sherry declared a Financial Interest in 18.05.26.01, in that he is the employee whose employment contract is being reviewed, and left the meeting at 6:54pm.

18.05.26.01 RENEWAL OF CHIEF EXECUTIVE OFFICER EMPLOYMENT CONTRACT

OCM 05.26-13

COUNCIL RESOLUTION

MOVED Cr Copping SECONDED Cr Toop

That Council:

- 1. offers Mr Gary Sherry a five-year fixed-term employment contract commencing on 31 January 2027 under the terms and conditions contained in the draft Chief Executive Officer Contract of Employment at Attachment 18.05.26.01B; and***
- 2. authorises the Shire President to execute the Chief Executive Officer Contract of Employment and affix the Common Seal of the Shire of Brookton thereto.***

CARRIED BY SIMPLE MAJORITY VOTE 6/0

***For: Cr Wallis, Cr McCabe, Cr Crouch, Cr Copping, Cr Harben, Cr Toop
Against: Nil.***

Mr Sherry returned to the meeting at 6:55pm.

Attachments

Confidential Attachment 18.05.26.01A – Correspondence from CEO

Confidential Attachment 18.05.26.01B – Draft CEO Employment Contract

**18.05.26.02 APPOINTMENT OF MANAGER CORPORATE AND COMMUNITY –
EMPLOYMENT CONTRACT**

OCM 05.26-14

COUNCIL RESOLUTION

MOVED Cr McCabe SECONDED Cr Crouch

That Council:

- 1. Accept the Chief Executive Officer's recommendation to appoint Mr Stuart Billingham to the position of Manager Corporate and Community; and***
- 2. Enter into the five-year employment contract with Mr Stuart Billingham, included at Confidential Attachment 18.05.26.02A, commencing 2 June 2026.***

CARRIED BY SIMPLE MAJORITY VOTE 6/0

***For: Cr Wallis, Cr McCabe, Cr Crouch, Cr Copping, Cr Harben, Cr Toop
Against: Nil.***

Attachment

Confidential Attachment 18.05.26.02A – Draft Employment Contract

19.05.26 NEXT MEETING & CLOSURE

The next Ordinary meeting of the Council will be held on Thursday 18th June 2026 in the Council Chambers at the Shire Administration Centre commencing at 6:00pm.

There being no further business, President Cr Wallis, declared the meeting closed at 6:58pm.